

Drawn By: HPA
 Checked By: MK
 Date Plotted: 2 June 2015
 Issue Dates:

Issue for Pricing / Bidding:
 Issue for Permit Application:
 Issue for Construction:







Revisions:		
#	DATE	COMMENTS

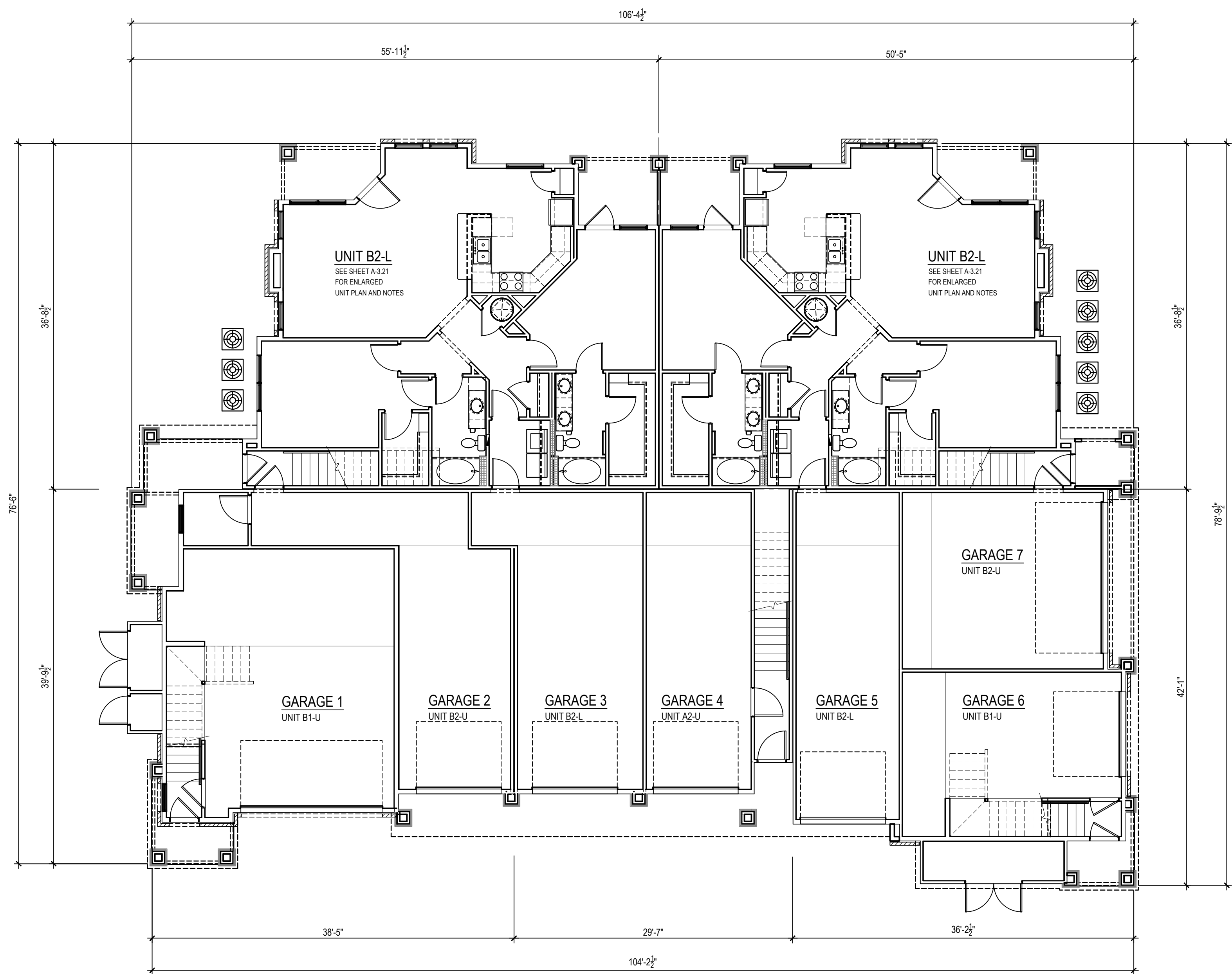
© 2013 by Humphreys & Partners Architects / Florida L.L.C. All Rights Reserved

The architectural works depicted herein are the sole property of Humphreys & Partners Architects, L.P. and may not be constructed or used without its express written permission. No permission to modify or reproduce any of the architectural works, including without limitation the construction of any building, is expressed or should be implied from delivery of preliminary drawings or unsealed construction drawings. Permission to construct the building depicted in sealed construction drawings is expressly conditioned on the full and timely payment of all fees otherwise due Humphreys & Partners Architects, L.P. and, in the absence of any written agreement to the contrary, is limited to a one-time use on the site indicated on these plans.

- GENERAL NOTES:**
- REFER TO SHEET A-3.00 FOR DOOR SCHEDULE.
 - REFER TO SHEET A-3.01 FOR WINDOW SCHEDULE. WINDOW TYPES TO BE COORDINATED WITH ELEVATION.
 - REFER TO MEP FOR SMOKE, CO2 DETECTORS AND FIRE DETECTION.
 - REFER TO SHEET A-103 FOR WALL TYPES.

LEGEND:

-  CENTER LINE
-  WALL TYPES
-  FLOOR ELEVATION
-  FIRE EXTINGUISHER - PROVIDE A 2A:10B:C AT EACH GARAGE AND STORAGE ROOM OR LOCATE PER AUTHORITY HAVING JURISDICTION
-  CONDENSER UNIT
-  1 HOUR RATED WALLS



1 BUILDING TYPE I - FIRST FLOOR PLAN
 SCALE: 1/8" = 1'-0" (BUILDING #1, 2, 4, 5 & 6 ON SITE PLAN)

NOTE: REFER TO STRUCTURAL DRAWINGS FOR SHEARWALL & BEARING WALL INFORMATION & LOCATIONS.

NOTE: UNITS MAY BE OPPOSITE HAND. SEE BUILDING PLANS FOR LOCATIONS. SEE ELEVATIONS FOR LOCATION OF EXTERIOR FINISHES.

BRISTOL AT WESTWOOD APARTMENTS
 RICHMOND, VA
BRISTOL DEVELOPMENT GROUP

HUMPHREYS & PARTNERS ARCHITECTS / FLORIDA LLC
 561 EAST HORATIO AVENUE • MAITLAND, FL 32751
 (407) 339-9323 • (407) 339-8266 FAX
 DALLAS • ORLANDO • NEWPORT • NEW ORLEANS
 CERTIFICATE #AA 000327



SHEET CONTENTS:
 BUILDING TYPE I
 FIRST FLOOR PLAN
 SHEET NO.

A-4.11

2013068

POD SUBMITTAL - 06-03-2015

Drawn By: HPA
 Checked By: MK
 Date Plotted: 2 June 2015
 Issue Dates:

Issue for Pricing / Bidding:
 Issue for Permit Application:
 Issue for Construction:







Revisions:		
#	DATE	COMMENTS

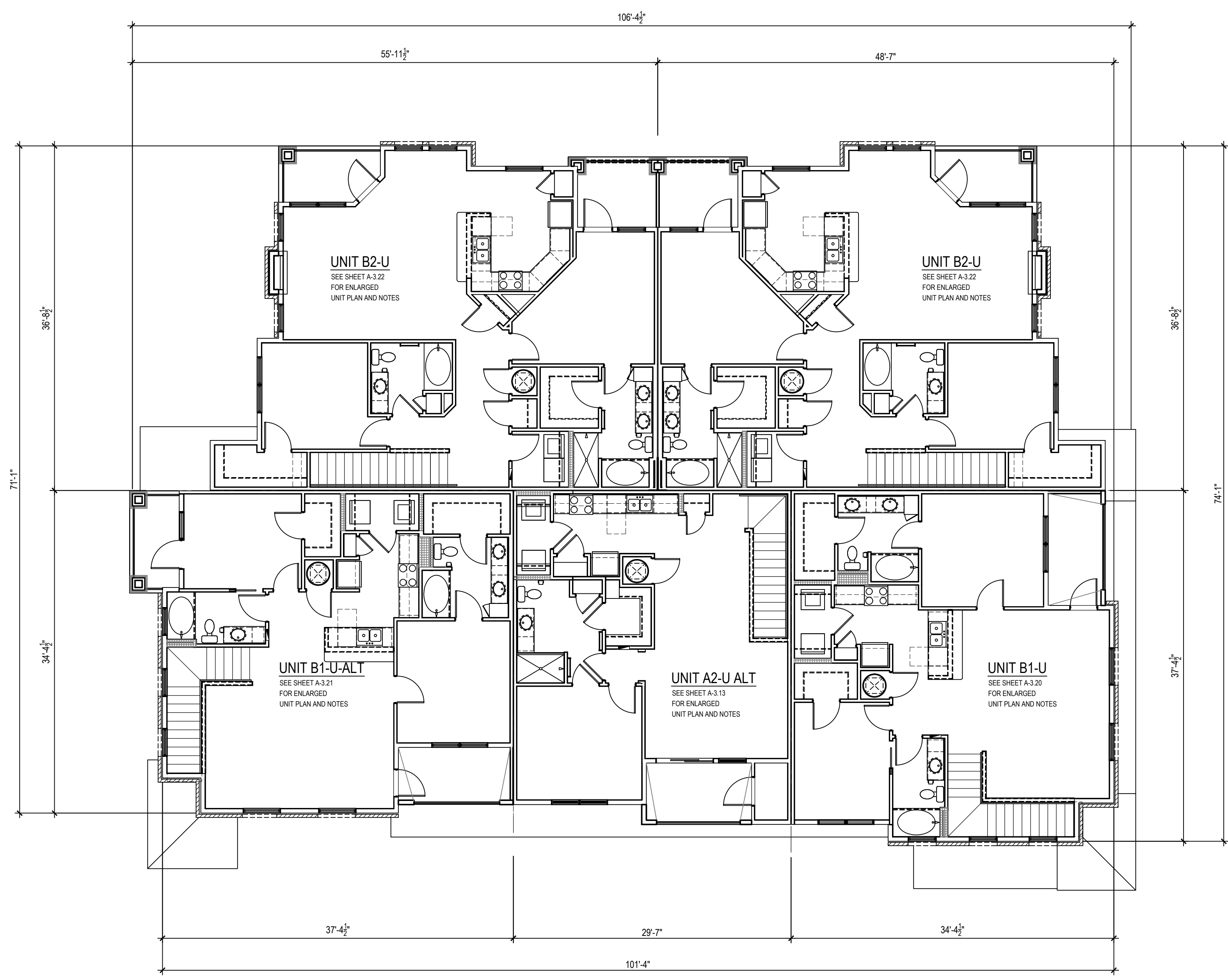
© 2013 by Humphreys & Partners Architects / Florida L.L.C. All Rights Reserved

The architectural works depicted herein are the sole property of Humphreys & Partners Architects, L.P. and may not be constructed or used without its express written permission. No permission to modify or reproduce any of the architectural works, including without limitation the construction of any building, is expressed or should be implied from delivery of preliminary drawings or unsealed construction drawings. Permission to construct the building depicted in sealed construction drawings is expressly conditioned on the full and timely payment of all fees otherwise due Humphreys & Partners Architects, L.P. and, in the absence of any written agreement to the contrary, is limited to a one-time use on the site indicated on these plans.

- GENERAL NOTES:**
- REFER TO SHEET A-3.00 FOR DOOR SCHEDULE.
 - REFER TO SHEET A-3.01 FOR WINDOW SCHEDULE. WINDOW TYPES TO BE COORDINATED WITH ELEVATION.
 - REFER TO MEP FOR SMOKE, CO2 DETECTORS AND FIRE DETECTION.
 - REFER TO SHEET A-103 FOR WALL TYPES.

LEGEND:

-  CENTER LINE
-  WALL TYPES
-  FLOOR ELEVATION
-  FIRE EXTINGUISHER - PROVIDE A 2A:10B:C AT EACH GARAGE AND STORAGE ROOM OR LOCATE PER AUTHORITY HAVING JURISDICTION
-  CONDENSER UNIT
-  1 HOUR RATED WALLS



1 BUILDING TYPE I - SECOND FLOOR PLAN
 SCALE: 1/8" = 1'-0"

NOTE: REFER TO STRUCTURAL DRAWINGS FOR SHEARWALL & BEARING WALL INFORMATION & LOCATIONS.

NOTE: UNITS MAY BE OPPOSITE HAND. SEE BUILDING PLANS FOR LOCATIONS. SEE ELEVATIONS FOR LOCATION OF EXTERIOR FINISHES.

BRISTOL AT WESTWOOD APARTMENTS
 RICHMOND, VA
BRISTOL DEVELOPMENT GROUP

HUMPHREYS & PARTNERS ARCHITECTS / FLORIDA LLC
 561 EAST HORATIO AVENUE • NAITLAND, FL 32751
 (407) 339-9323 • (407) 339-8266 FAX
 DALLAS • ORLANDO • NEWPORT • NEW ORLEANS
 CERTIFICATE #AA 0003227



SHEET CONTENTS:
 BUILDING TYPE I
 SECOND FLOOR PLAN
 SHEET NO.

A-4.12

2013068

POD SUBMITTAL - 06-03-2015

Drawn By: HPA
 Checked By: MK
 Date Plotted: 3 June 2015
 Issue Dates:
 Issue for Pricing / Bidding:
 Issue for Permit Application:
 Issue for Construction:

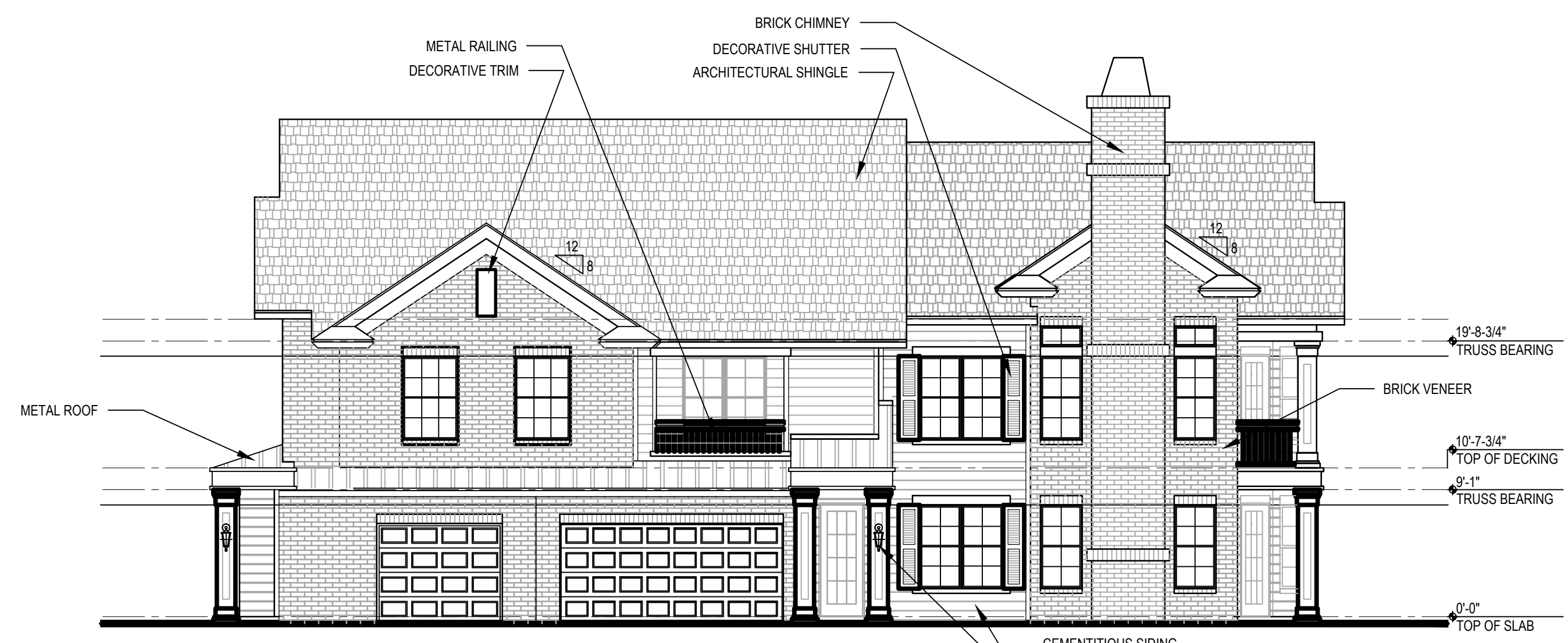
LEGEND

	RIDGE VENT (NET FREE AIR FLOW: 18 SQ. IN.)
	VINYL SOFFIT VENT (NET FREE AIR FLOW: 9 SQ. IN.)
	ATTIC ACCESS (ATTIC ACCESS DOOR TO BE 1-HR. RATED DOOR)
	5" GUTTER (K-STYLE)
	DOWNSPOUTS (DS)
	DRAFTSTOP
	14-1/2"X14-1/2" GRAVITY VENT (NET FREE AIR FLOW: 150 SQ. IN.)
	GRACE ICE AND WATER SHIELD(SELF-ADHERED) OR EQUAL

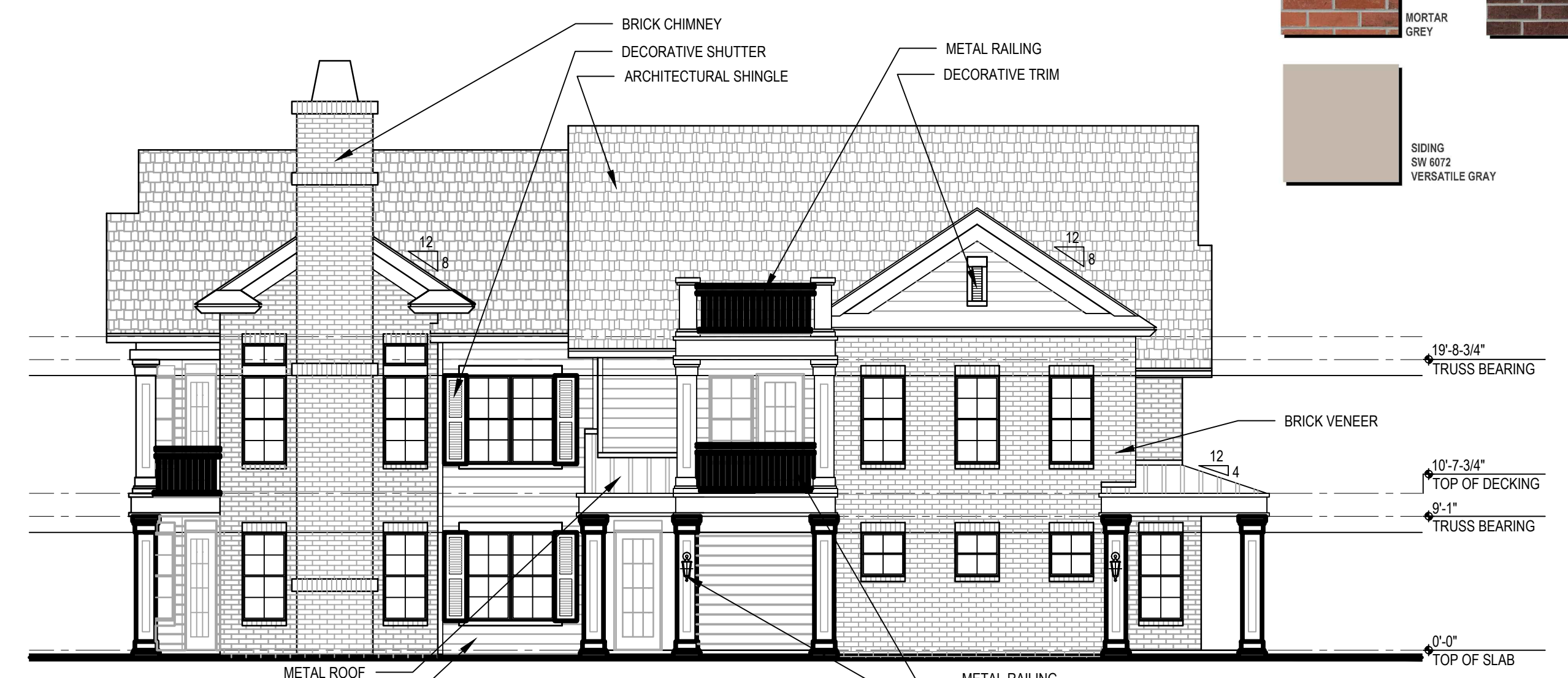
NOTES: ALL SHEET METAL AT ROOFS SHALL BE A MINIMUM OF 26 GAUGE.



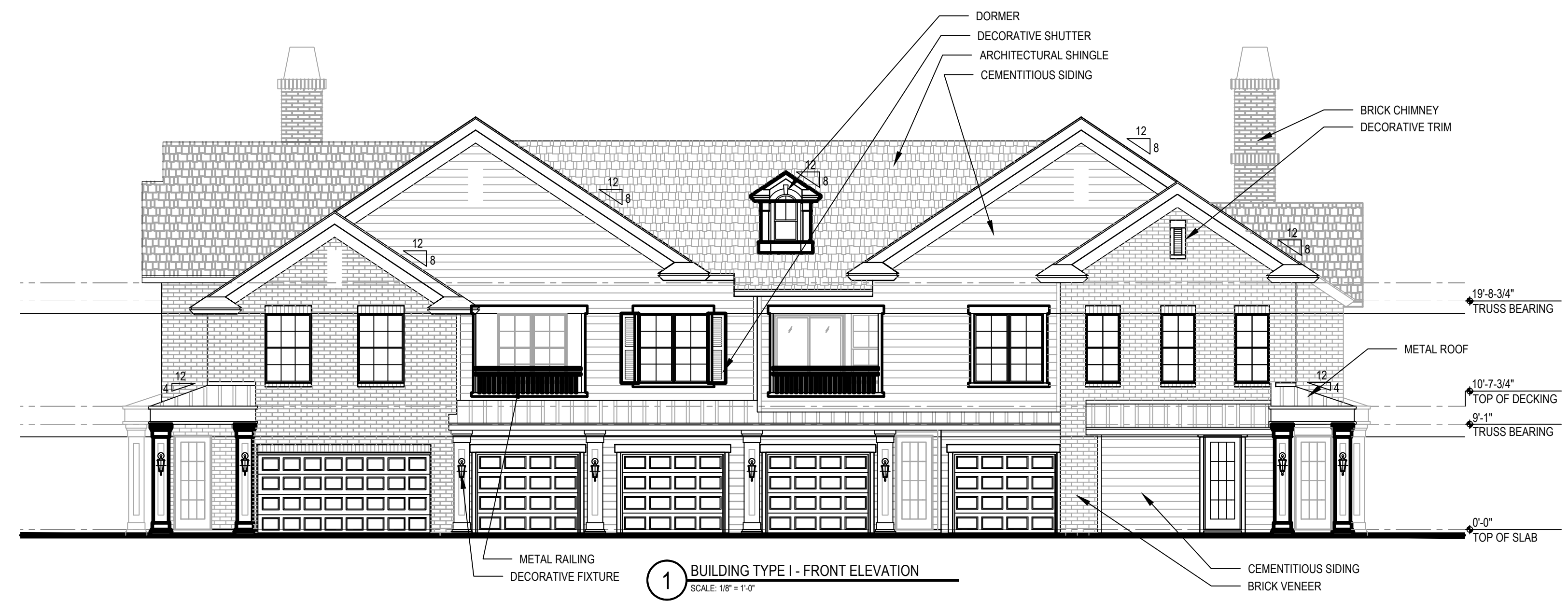
4 BUILDING TYPE I - REAR ELEVATION
 SCALE: 1/8" = 1'-0"



2 BUILDING TYPE I - RIGHT ELEVATION
 SCALE: 1/8" = 1'-0"



3 BUILDING TYPE I - LEFT ELEVATION
 SCALE: 1/8" = 1'-0"



1 BUILDING TYPE I - FRONT ELEVATION
 SCALE: 1/8" = 1'-0"

	METAL ROOF SHUTTERS
	METAL RAILING
	COLUMN TRIM, WINDOW FASCIA, MAIN DOOR, GARAGE DOOR
	COMPOSITION SHINGLES
	ACCENT BRICK
	MORTAR
	SIDING

© 2013 by Humphreys & Partners Architects / Florida L.L.C. All Rights Reserved
 The architectural works depicted herein are the sole property of Humphreys & Partners Architects, L.P. and may not be constructed or used without its express written permission. No permission to modify or reproduce any of the architectural works, including without limitation the construction of any building, is expressed or should be implied from delivery of preliminary drawings or unsealed construction drawings. Permission to construct the building depicted in sealed construction drawings is expressly conditioned on the full and timely payment of all fees otherwise due Humphreys & Partners Architects, L.P. and, in the absence of any written agreement to the contrary, is limited to a one-time use on the site indicated on these plans.

BRISTOL AT WESTWOOD
 APARTMENTS
 RICHMOND, VA
 BRISTOL DEVELOPMENT GROUP

HUMPHREYS & PARTNERS
 ARCHITECTS / FLORIDA LLC
 561 EAST HORATIO AVENUE • MAITLAND, FL. 32751
 (407) 339-9323 • (407) 339-8266 FAX
 DALLAS • ORLANDO • NEWPORT • NEW ORLEANS
 CERTIFICATE #AA 0003227



SHEET CONTENTS:
 BUILDING TYPE I
 ELEVATIONS
 SHEET NO.

A-4.14

2013068

POD SUBMITTAL - 06-03-2015

Drawn By: HPA
 Checked By: MK
 Date Plotted: 2 June 2015
 Issue Dates:

Issue for Pricing / Bidding:
 Issue for Permit Application:
 Issue for Construction:

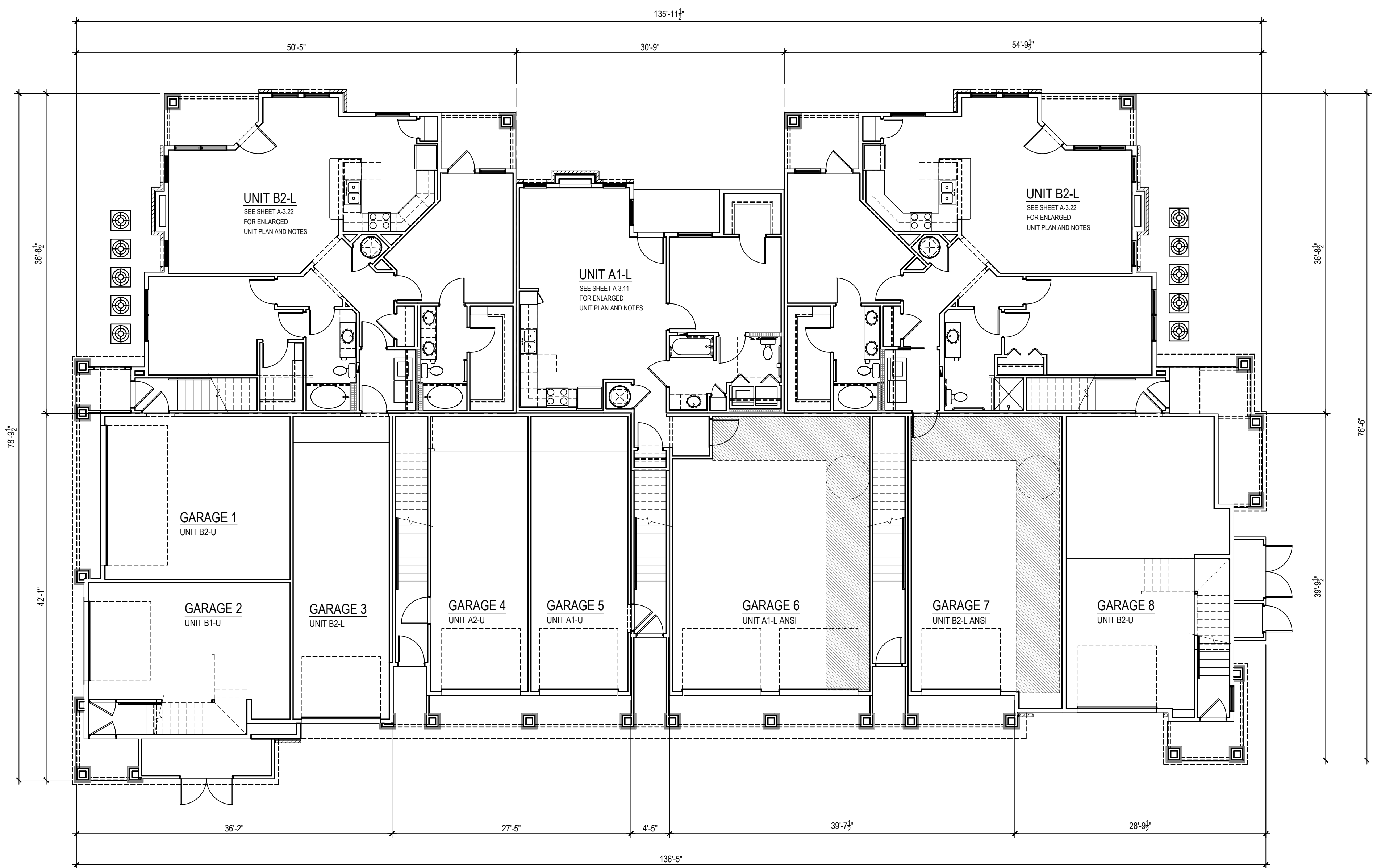
Revisions:	
#	DATE

© 2013 by Humphreys & Partners Architects / Florida L.L.C. All Rights Reserved
 The architectural works depicted herein are the sole property of Humphreys & Partners Architects, L.P. and may not be constructed or used without its express written permission. No permission to modify or reproduce any of the architectural works, including without limitation the construction of any building, is expressed or should be implied from delivery of preliminary drawings or unsealed construction drawings. Permission to construct the building depicted in sealed construction drawings is expressly conditioned on the full and timely payment of all fees otherwise due Humphreys & Partners Architects, L.P. and, in the absence of any written agreement to the contrary, is limited to a one-time use on the site indicated on these plans.

- GENERAL NOTES:**
- REFER TO SHEET A-3.00 FOR DOOR SCHEDULE.
 - REFER TO SHEET A-3.01 FOR WINDOW SCHEDULE. WINDOW TYPES TO BE COORDINATED WITH ELEVATION.
 - REFER TO MEP FOR SMOKE, CO2 DETECTORS AND FIRE DETECTION.
 - REFER TO SHEET A-103 FOR WALL TYPES.

LEGEND:

- ⊕ CENTER LINE
- ◊ WALL TYPES
- ⊕ FLOOR ELEVATION
- ⊕ FE FIRE EXTINGUISHER - PROVIDE A 2A:10B:C AT EACH GARAGE AND STORAGE ROOM OR LOCATE PER AUTHORITY HAVING JURISDICTION
- ⊕ CONDENSER UNIT
- 1 HOUR RATED WALLS



1 BUILDING TYPE II - FIRST FLOOR PLAN
 SCALE: 1/8" = 1'-0"

NOTE: REFER TO STRUCTURAL DRAWINGS FOR SHEARWALL & BEARING WALL INFORMATION & LOCATIONS.

NOTE: UNITS MAY BE OPPOSITE HAND. SEE BUILDING PLANS FOR LOCATIONS. SEE ELEVATIONS FOR LOCATION OF EXTERIOR FINISHES.

BRISTOL AT WESTWOOD
 APARTMENTS
 RICHMOND, VA
 BRISTOL DEVELOPMENT GROUP

HUMPHREYS & PARTNERS
 ARCHITECTS / FLORIDA LLC
 561 EAST HORATIO AVENUE • MAITLAND, FL 32751
 (407) 339-9323 • (407) 339-8266 FAX
 DALLAS • ORLANDO • NEWPORT • NEW ORLEANS
 CERTIFICATE #AA 0003227



SHEET CONTENTS:
 BUILDING TYPE II
 FIRST FLOOR PLAN
 SHEET NO.

A-4.21

2013068

POD SUBMITTAL - 06-03-2015

Drawn By: HPA
 Checked By: MK
 Date Plotted: 2 June 2015
 Issue Date:

Issue for Pricing / Bidding:
 Issue for Permit Application:
 Issue for Construction:

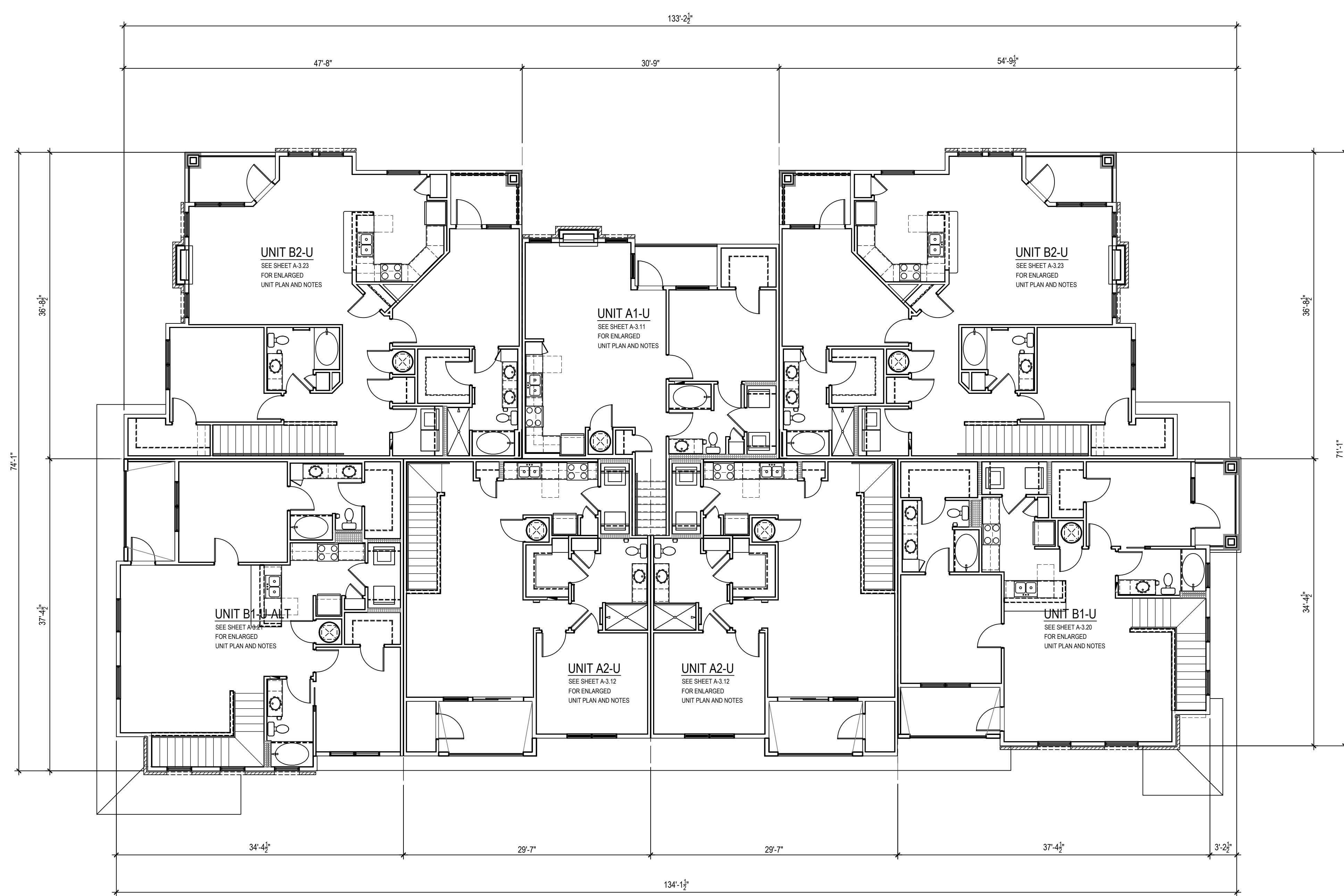
Revisions:		
#	DATE	COMMENTS

© 2013 by Humphreys & Partners Architects / Florida L.L.C. All Rights Reserved
 The architectural works depicted herein are the sole property of Humphreys & Partners Architects, L.P. and may not be constructed or used without its express written permission. No permission to modify or reproduce any of the architectural works, including without limitation the construction of any building, is expressed or should be implied from delivery of preliminary drawings or unsealed construction drawings. Permission to construct the building depicted in sealed construction drawings is expressly conditioned on the full and timely payment of all fees otherwise due Humphreys & Partners Architects, L.P. and, in the absence of any written agreement to the contrary, is limited to a one-time use on the site indicated on these plans.

- GENERAL NOTES:**
- REFER TO SHEET A-3.00 FOR DOOR SCHEDULE.
 - REFER TO SHEET A-3.01 FOR WINDOW SCHEDULE. WINDOW TYPES TO BE COORDINATED WITH ELEVATION.
 - REFER TO MEP FOR SMOKE, CO2 DETECTORS AND FIRE DETECTION.
 - REFER TO SHEET A-103 FOR WALL TYPES.

LEGEND:

- CENTER LINE
- WALL TYPES
- FLOOR ELEVATION
- FIRE EXTINGUISHER - PROVIDE A 2A:10B:C AT EACH GARAGE AND STORAGE ROOM OR LOCATE PER AUTHORITY HAVING JURISDICTION
- CONDENSER UNIT
- 1 HOUR RATED WALLS



1 BUILDING TYPE II - SECOND FLOOR PLAN
 SCALE: 1/8" = 1'-0"

NOTE: REFER TO STRUCTURAL DRAWINGS FOR SHEARWALL & BEARING WALL INFORMATION & LOCATIONS.

NOTE: UNITS MAY BE OPPOSITE HAND. SEE BUILDING PLANS FOR LOCATIONS. SEE ELEVATIONS FOR LOCATION OF EXTERIOR FINISHES.

BRISTOL AT WESTWOOD
 APARTMENTS
 RICHMOND, VA
 BRISTOL DEVELOPMENT GROUP

HUMPHREYS & PARTNERS
 ARCHITECTS / FLORIDA LLC
 561 EAST HORATIO AVENUE • MAITLAND, FL 32751
 (407) 339-9323 • (407) 339-8266 FAX
 DALLAS • ORLANDO • NEWPORT • NEW ORLEANS
 CERTIFICATE #AA 0003227



SHEET CONTENTS:
 BUILDING TYPE II
 SECOND FLOOR PLAN

SHEET NO.

A-4.22

2013068

POD SUBMITTAL - 06-03-2015

Drawn By: HPA
 Checked By: MK
 Date Plotted: 2 June 2015
 Issue Date: _____

Issue for Pricing / Bidding: _____
 Issue for Permit Application: _____
 Issue for Construction: _____

Revisions:		
#	DATE	COMMENTS

© 2013 by Humphreys & Partners Architects / Florida L.L.C. All Rights Reserved

The architectural works depicted herein are the sole property of Humphreys & Partners Architects, L.P. and may not be constructed or used without its express written permission. No permission to modify or reproduce any of the architectural works, including without limitation the construction of any building, is expressed or should be implied from delivery of preliminary drawings or unsealed construction drawings. Permission to construct the building depicted in sealed construction drawings is expressly conditioned on the full and timely payment of all fees otherwise due Humphreys & Partners Architects, L.P. and, in the absence of any written agreement to the contrary, is limited to a one-time use on the site indicated on these plans.

**BRISTOL AT WESTWOOD
 APARTMENTS
 RICHMOND, VA
 BRISTOL DEVELOPMENT GROUP**

**HUMPHREYS & PARTNERS
 ARCHITECTS / FLORIDA LLC**
 561 EAST HORATIO AVENUE • NAITLAND, FL 32751
 (407) 339 9323 • (407) 339 8266 FAX
 DALLAS • ORLANDO • NEWPORT • NEW ORLEANS
 CERTIFICATE #AA 0003227



SHEET CONTENTS:
 BUILDING TYPE III
 FIRST FLOOR PLAN
 SHEET NO. _____

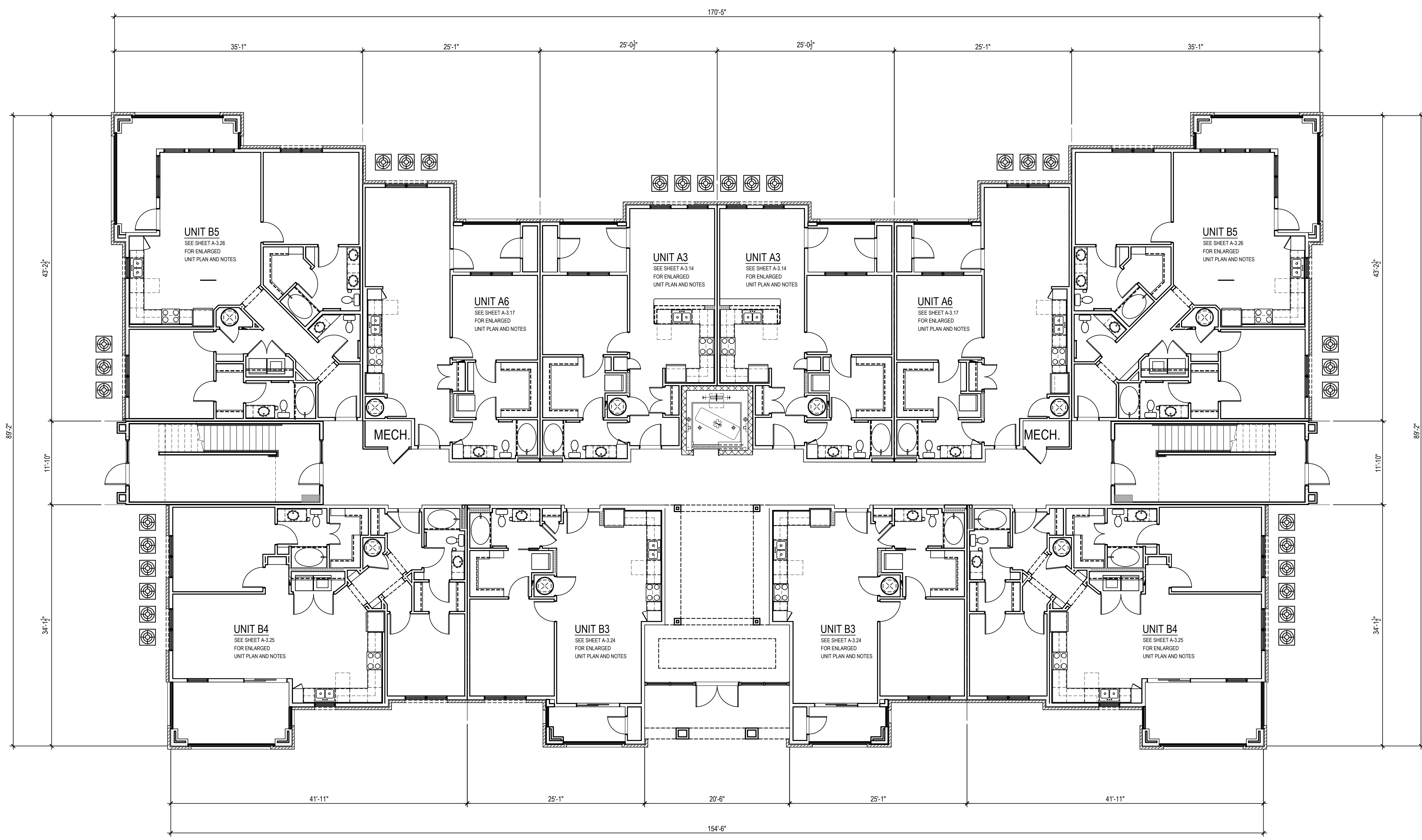
A-4.31

2013068

- GENERAL NOTES:**
- REFER TO SHEET A-3.00 FOR DOOR SCHEDULE.
 - REFER TO SHEET A-3.01 FOR WINDOW SCHEDULE. WINDOW TYPES TO BE COORDINATED WITH ELEVATION.
 - REFER TO MEP FOR SMOKE, CO2 DETECTORS AND FIRE DETECTION.
 - REFER TO SHEET A-103 FOR WALL TYPES.

LEGEND:

- CENTER LINE
- WALL TYPES
- FLOOR ELEVATION
- FIRE EXTINGUISHER - PROVIDE A 2A:10B:C AT EACH GARAGE AND STORAGE ROOM OR LOCATE PER AUTHORITY HAVING JURISDICTION
- CONDENSER UNIT
- 1 HOUR RATED WALLS



1 BUILDING TYPE III - FIRST FLOOR PLAN
 SCALE: 1/8" = 1'-0"

NOTE: REFER TO STRUCTURAL DRAWINGS FOR SHEARWALL & BEARING WALL INFORMATION & LOCATIONS.

NOTE: UNITS MAY BE OPPOSITE HAND. SEE BUILDING PLANS FOR LOCATIONS. SEE ELEVATIONS FOR LOCATION OF EXTERIOR FINISHES.

POD SUBMITTAL - 06-03-2015

Drawn By: HPA
 Checked By: MK
 Date Plotted: 2 June 2015
 Issue Date:

Issue for Pricing / Bidding:
 Issue for Permit Application:
 Issue for Construction:

Revisions:		
#	DATE	COMMENTS

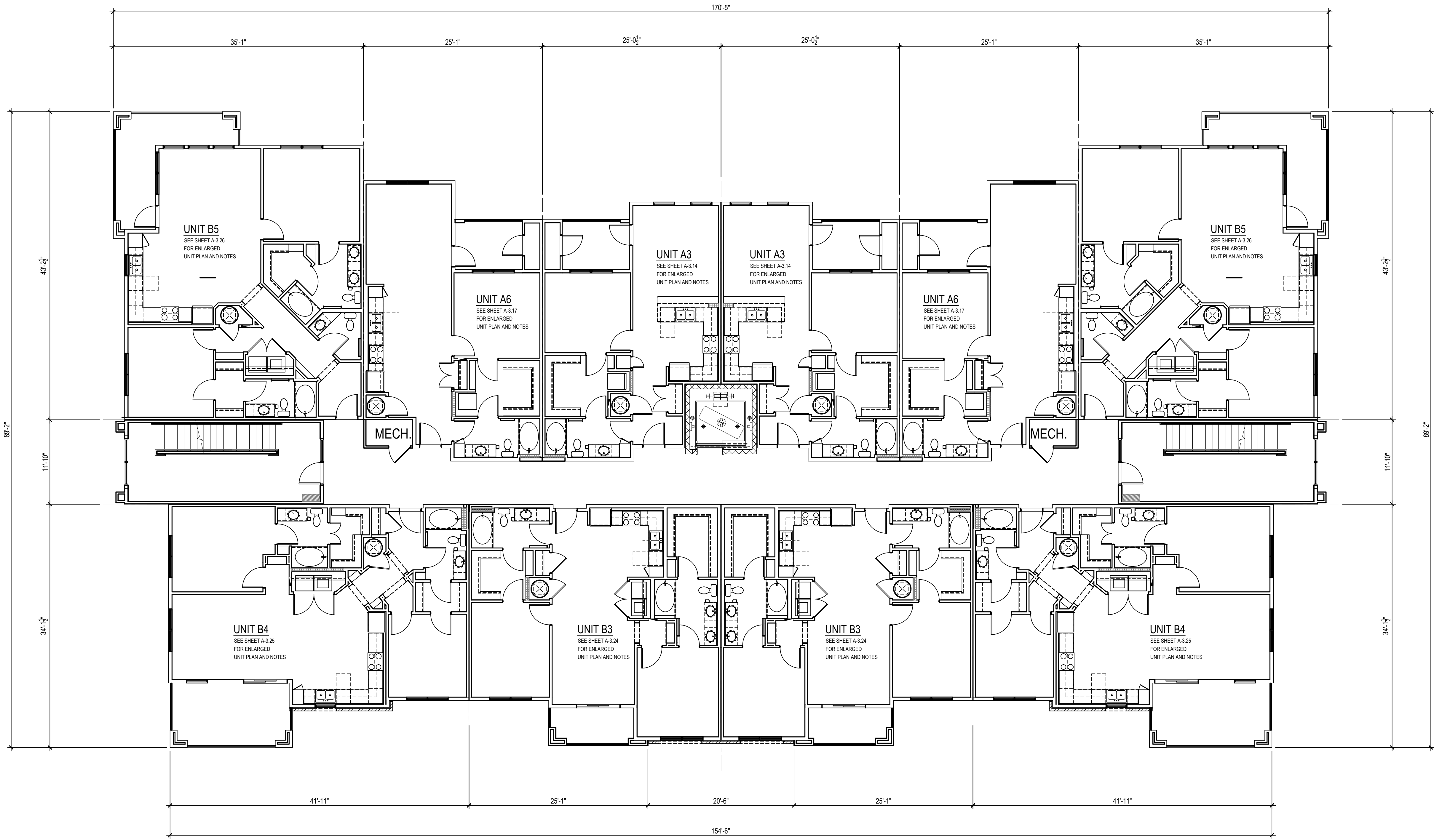
© 2013 by Humphreys & Partners Architects / Florida L.L.C. All Rights Reserved

The architectural works depicted herein are the sole property of Humphreys & Partners Architects, L.P. and may not be constructed or used without its express written permission. No permission to modify or reproduce any of the architectural works, including without limitation the construction of any building, is expressed or should be implied from delivery of preliminary drawings or unsealed construction drawings. Permission to construct the building depicted in sealed construction drawings is expressly conditioned on the full and timely payment of all fees otherwise due Humphreys & Partners Architects, L.P. and, in the absence of any written agreement to the contrary, is limited to a one-time use on the site indicated on these plans.

- GENERAL NOTES:**
- REFER TO SHEET A-3.00 FOR DOOR SCHEDULE.
 - REFER TO SHEET A-3.01 FOR WINDOW SCHEDULE. WINDOW TYPES TO BE COORDINATED WITH ELEVATION.
 - REFER TO MEP FOR SMOKE, CO2 DETECTORS AND FIRE DETECTION.
 - REFER TO SHEET A-103 FOR WALL TYPES.

LEGEND:

- CENTER LINE
- WALL TYPES
- FLOOR ELEVATION
- FIRE EXTINGUISHER - PROVIDE A 2A:10B:C AT EACH GARAGE AND STORAGE ROOM OR LOCATE PER AUTHORITY HAVING JURISDICTION
- CONDENSER UNIT
- 1 HOUR RATED WALLS



1 BUILDING TYPE III - SECOND FLOOR PLAN
 SCALE: 1/8" = 1'-0"

NOTE: REFER TO STRUCTURAL DRAWINGS FOR SHEARWALL & BEARING WALL INFORMATION & LOCATIONS.

NOTE: UNITS MAY BE OPPOSITE HAND. SEE BUILDING PLANS FOR LOCATIONS. SEE ELEVATIONS FOR LOCATION OF EXTERIOR FINISHES.

BRISTOL AT WESTWOOD APARTMENTS
 RICHMOND, VA
BRISTOL DEVELOPMENT GROUP

HUMPHREYS & PARTNERS ARCHITECTS / FLORIDA LLC
 561 EAST HORATIO AVENUE • NAITLAND FL 32751
 (407) 339 9323 • (407) 339 8266 FAX
 DALLAS • ORLANDO • NEWPORT • NEW ORLEANS
 CERTIFICATE #AA 0003227



SHEET CONTENTS:
 BUILDING TYPE III
 SECOND FLOOR PLAN
 SHEET NO.

A-4.32

2013068

POD SUBMITTAL - 06-03-2015

Drawn By: HPA
 Checked By: MK
 Date Plotted: 2 June 2015
 Issue Date:

Issue for Pricing / Bidding:
 Issue for Permit Application:
 Issue for Construction:







Revisions:		
#	DATE	COMMENTS

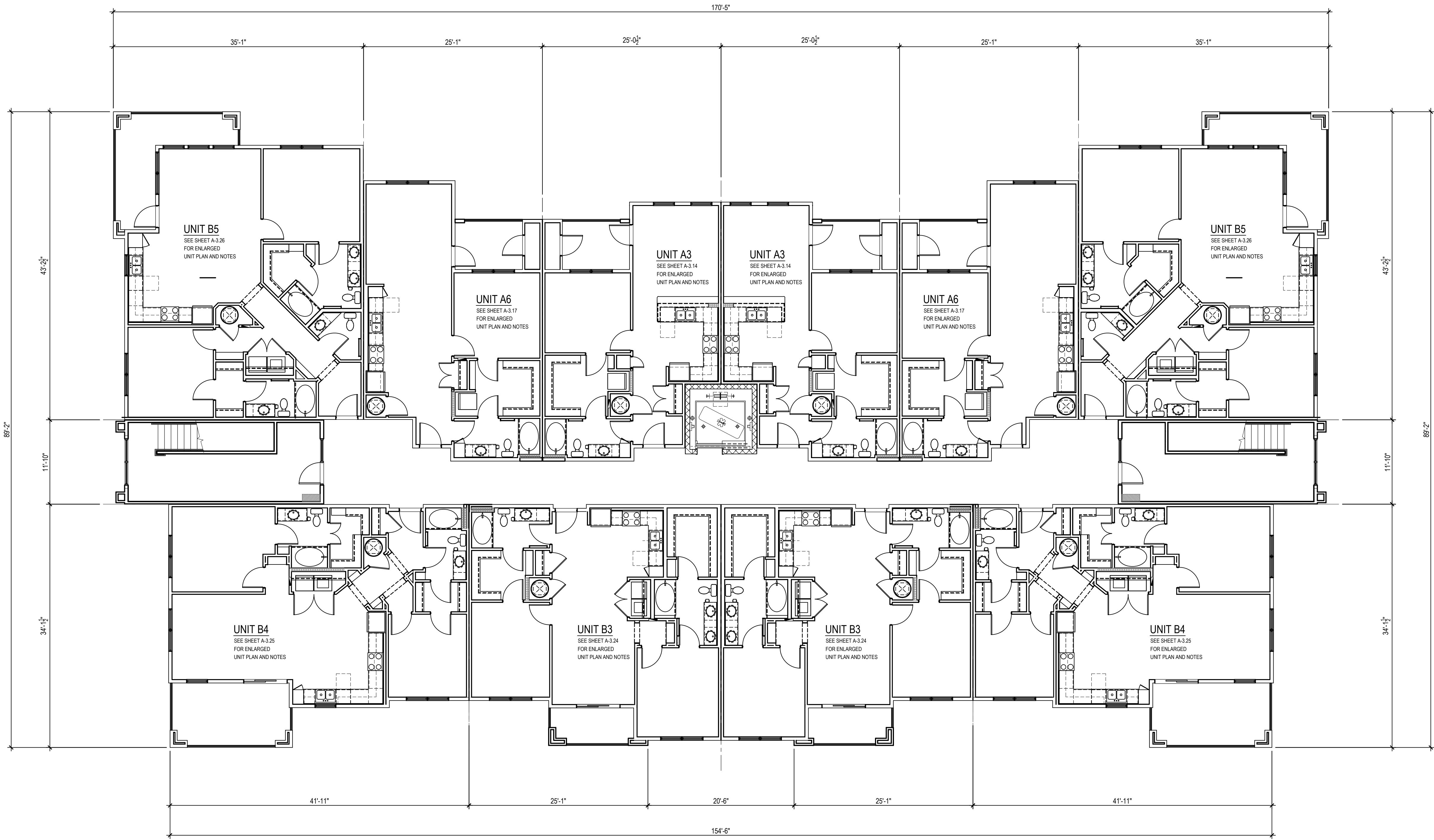
© 2013 by Humphreys & Partners Architects / Florida L.L.C. All Rights Reserved

The architectural works depicted herein are the sole property of Humphreys & Partners Architects, L.P. and may not be constructed or used without its express written permission. No permission to modify or reproduce any of the architectural works, including without limitation the construction of any building, is expressed or should be implied from delivery of preliminary drawings or unsealed construction drawings. Permission to construct the building depicted in sealed construction drawings is expressly conditioned on the full and timely payment of all fees otherwise due Humphreys & Partners Architects, L.P. and, in the absence of any written agreement to the contrary, is limited to a one-time use on the site indicated on these plans.

- GENERAL NOTES:**
- REFER TO SHEET A-3.00 FOR DOOR SCHEDULE.
 - REFER TO SHEET A-3.01 FOR WINDOW SCHEDULE. WINDOW TYPES TO BE COORDINATED WITH ELEVATION.
 - REFER TO MEP FOR SMOKE, CO2 DETECTORS AND FIRE DETECTION.
 - REFER TO SHEET A-103 FOR WALL TYPES.

LEGEND:

-  CENTER LINE
-  WALL TYPES
-  FLOOR ELEVATION
-  FIRE EXTINGUISHER - PROVIDE A 2A:10B:C AT EACH GARAGE AND STORAGE ROOM OR LOCATE PER AUTHORITY HAVING JURISDICTION
-  CONDENSER UNIT
-  1 HOUR RATED WALLS



1 BUILDING TYPE III - THIRD FLOOR PLAN
 SCALE: 1/8" = 1'-0"

NOTE: REFER TO STRUCTURAL DRAWINGS FOR SHEARWALL & BEARING WALL INFORMATION & LOCATIONS.

NOTE: UNITS MAY BE OPPOSITE HAND. SEE BUILDING PLANS FOR LOCATIONS. SEE ELEVATIONS FOR LOCATION OF EXTERIOR FINISHES.

BRISTOL AT WESTWOOD APARTMENTS
 RICHMOND, VA
BRISTOL DEVELOPMENT GROUP

HUMPHREYS & PARTNERS ARCHITECTS / FLORIDA LLC
 561 EAST HORATIO AVENUE • NAITLAND FL 32751
 (407) 339 9323 • (407) 339 8266 FAX
 DALLAS • ORLANDO • NEWPORT • NEW ORLEANS
 CERTIFICATE #AA 0003227



SHEET CONTENTS:
 BUILDING TYPE III
 THIRD FLOOR PLAN
 SHEET NO.

A-4.33

2013068

POD SUBMITTAL - 06-03-2015

Drawn By: HPA
 Checked By: MK
 Date Plotted: 3 June 2015
 Issue Dates:

Issue for Pricing / Bidding:
 Issue for Permit Application:
 Issue for Construction:

Revisions:

#	DATE	COMMENTS

© 2013 by Humphreys & Partners Architects / Florida L.L.C. All Rights Reserved
 The architectural works depicted herein are the sole property of Humphreys & Partners Architects, L.P. and may not be constructed or used without its express written permission. No permission to modify or reproduce any of the architectural works, including without limitation the construction of any building, is expressed or should be implied from delivery of preliminary drawings or unsealed construction drawings. Permission to construct the building depicted in sealed construction drawings is expressly conditioned on the full and timely payment of all fees otherwise due Humphreys & Partners Architects, L.P. and, in the absence of any written agreement to the contrary, is limited to a one-time use on the site indicated on these plans.









3 BUILDING TYPE III - REAR ELEVATION
 SCALE: 1/8" = 1'-0"



2 BUILDING TYPE III - SIDE ELEVATION
 SCALE: 1/8" = 1'-0"



1 BUILDING TYPE III - FRONT ELEVATION
 SCALE: 1/8" = 1'-0"

	METAL ROOF SHUTTER RAILING, SW 7048 URBANE BRONZE
	COLUMN TRIM, WINDOW FASCIA, MAIN DOOR, GARAGE DOOR, SW 6078 HERON FLUME
	COMPOSITION SHINGLES, GAF TIMBERLINE HD BARKWOOD
	ACCENT BRICK, ACME BRICK WILLIAMSBURG, MORTAR GREY
	ACCENT BRICK, ACME BRICK QUORUM, MORTAR GREY
	SIDING, SW 6072 VERSATILE GRAY

BRISTOL AT WESTWOOD APARTMENTS
 RICHMOND, VA
 BRISTOL DEVELOPMENT GROUP

HUMPHREYS & PARTNERS ARCHITECTS / FLORIDA LLC
 561 EAST HORATIO AVENUE • MAITLAND, FL. 32751
 (407) 339 9323 • (407) 339 8266 FAX
 DALLAS • ORLANDO • NEWPORT • NEW ORLEANS
 CERTIFICATE #AA 0003227



SHEET CONTENTS:
 BUILDING TYPE III ELEVATIONS
 SHEET NO.

A-4.36

2013068







NOTE: ELEVATIONS MAY BE OPPOSITE HAND. SEE SITE PLAN FOR LOCATIONS.

POD SUBMITTAL - 06-03-2015

GENERAL NOTES:

- REFER TO SHEET A-3.00 FOR DOOR SCHEDULE.
- REFER TO SHEET A-3.01 FOR WINDOW SCHEDULE. WINDOW TYPES TO BE COORDINATED WITH ELEVATION.
- REFER TO MEP FOR SMOKE, CO2 DETECTORS AND FIRE DETECTION.
- REFER TO SHEET A-103 FOR WALL TYPES.

LEGEND:

-  CENTER LINE
-  WALL TYPES
-  FLOOR ELEVATION
-  FIRE EXTINGUISHER - PROVIDE A 2A:10B:C AT EACH GARAGE AND STORAGE ROOM OR LOCATE PER AUTHORITY HAVING JURISDICTION
-  CONDENSER UNIT
-  1 HOUR RATED WALLS



1 BUILDING TYPE IV - FIRST FLOOR PLAN
SCALE: 1/8" = 1'-0"

NOTE:
REFER TO STRUCTURAL DRAWINGS
FOR SHEARWALL & BEARING WALL
INFORMATION & LOCATIONS.

Drawn By: HPA
Checked By: MK
Date Plotted: 2 June 2015
Issue Dates:

Issue for Pricing / Bidding:
Issue for Permit Application:
Issue for Construction:


Revisions:

#	DATE	COMMENTS

© 2013 by Humphreys & Partners Architects / Florida L.L.C. All Rights Reserved
The architectural works depicted herein are the sole property of Humphreys & Partners Architects, L.P. and may not be constructed or used without its express written permission. No permission to modify or reproduce any of the architectural works, including without limitation the construction of any building, is expressed or should be implied from delivery of preliminary drawings or unsealed construction drawings. Permission to construct the building depicted in sealed construction drawings is expressly conditioned on the full and timely payment of all fees otherwise due Humphreys & Partners Architects, L.P. and, in the absence of any written agreement to the contrary, is limited to a one-time use on the site indicated on these plans.

**BRISTOL AT WESTWOOD
APARTMENTS**
RICHMOND, VA
BRISTOL DEVELOPMENT GROUP

**HUMPHREYS & PARTNERS
ARCHITECTS / FLORIDA LLC**
561 EAST HORATIO AVENUE - NAITLAND, FL 32751
(407) 339-9323 • (407) 339-8265 FAX
DALLAS - ORLANDO - NEWPORT - NEW ORLEANS
CERTIFICATE #AA 0003227



SHEET CONTENTS:
BUILDING TYPE IV
FIRST FLOOR PLAN
SHEET NO.







A-4.41

2013068

POD SUBMITTAL - 06-03-2015

- GENERAL NOTES:**
- REFER TO SHEET A-3.00 FOR DOOR SCHEDULE
 - REFER TO SHEET A-3.01 FOR WINDOW SCHEDULE. WINDOW TYPES TO BE COORDINATED WITH ELEVATION.
 - REFER TO MEP FOR SMOKE, CO2 DETECTORS AND FIRE DETECTION
 - REFER TO SHEET A-103 FOR WALL TYPES.

LEGEND:

-  CENTER LINE
-  WALL TYPES
-  FLOOR ELEVATION
-  FIRE EXTINGUISHER - PROVIDE A 2A:10B:C AT EACH GARAGE AND STORAGE ROOM OR LOCATE PER AUTHORITY HAVING JURISDICTION
-  CONDENSER UNIT
-  1 HOUR RATED WALLS



1 BUILDING TYPE IV - SECOND FLOOR PLAN
SCALE: 1/8" = 1'-0"

NOTE:
REFER TO STRUCTURAL DRAWINGS
FOR SHEARWALL & BEARING WALL
INFORMATION & LOCATIONS.

Drawn By: HPA
Checked By: MK
Date Plotted: 2 June 2015
Issue Dates:


Issue for Pricing / Bidding:
Issue for Permit Application:
Issue for Construction:

Revisions		
#	DATE	COMMENTS

© 2013 by Humphreys & Partners Architects / Florida L.L.C. All Rights Reserved
The architectural works depicted herein are the sole property of Humphreys & Partners Architects, L.P. and may not be constructed or used without its express written permission. No permission to modify or reproduce any of the architectural works, including without limitation the construction of any building, is expressed or should be implied from delivery of preliminary drawings or unsealed construction drawings. Permission to construct the building depicted in sealed construction drawings is expressly conditioned on the full and timely payment of all fees otherwise due Humphreys & Partners Architects, L.P. and, in the absence of any written agreement to the contrary, is limited to a one-time use on the site indicated on these plans.

**BRISTOL AT WESTWOOD
APARTMENTS**
RICHMOND, VA
BRISTOL DEVELOPMENT GROUP

**HUMPHREYS & PARTNERS
ARCHITECTS / FLORIDA LLC**
561 EAST HORATIO AVENUE - MAITLAND, FL 32751
(407) 339-9323 • (407) 339-8266 FAX
DALLAS - ORLANDO - NEWPORT - NEW ORLEANS
CERTIFICATE #A 000327



SHEET CONTENTS:
**BUILDING TYPE IV
SECOND FLOOR PLAN**
SHEET NO.

A-4.42

12013068

POD SUBMITTAL - 06-03-2015

- GENERAL NOTES:**
- REFER TO SHEET A-3.00 FOR DOOR SCHEDULE.
 - REFER TO SHEET A-3.01 FOR WINDOW SCHEDULE. WINDOW TYPES TO BE COORDINATED WITH ELEVATION.
 - REFER TO MEP FOR SMOKE, CO2 DETECTORS AND FIRE DETECTION.
 - REFER TO SHEET A-103 FOR WALL TYPES.

LEGEND:

- ☐ CENTER LINE
- ◊ WALL TYPES
- ⊙ FLOOR ELEVATION
- ⊙ FE FIRE EXTINGUISHER - PROVIDE A 2A:10B:C AT EACH GARAGE AND STORAGE ROOM OR LOCATE PER AUTHORITY HAVING JURISDICTION
- ⊙ CONDENSER UNIT
- 1 HOUR RATED WALLS



1 BUILDING TYPE IV - THIRD FLOOR PLAN
SCALE: 1/8" = 1'-0"

NOTE:
REFER TO STRUCTURAL DRAWINGS
FOR SHEARWALL & BEARING WALL
INFORMATION & LOCATIONS.

Drawn By: HPA
Checked By: MK
Date Plotted: 2 June 2015
Issue Dates:

Issue for Pricing / Bidding:
Issue for Permit Application:
Issue for Construction:

Revisions:

#	DATE	COMMENTS

© 2013 by Humphreys & Partners Architects / Florida L.L.C. All Rights Reserved
The architectural works depicted herein are the sole property of Humphreys & Partners Architects, L.P. and may not be constructed or used without its express written permission. No permission to modify or reproduce any of the architectural works, including without limitation the construction of any building, is expressed or should be implied from delivery of preliminary drawings or unsealed construction drawings. Permission to construct the building depicted in sealed construction drawings is expressly conditioned on the full and timely payment of all fees otherwise due Humphreys & Partners Architects, L.P. and, in the absence of any written agreement to the contrary, is limited to a one-time use on the site indicated on these plans.

**BRISTOL AT WESTWOOD
APARTMENTS
RICHMOND, VA
BRISTOL DEVELOPMENT GROUP**

**HUMPHREYS & PARTNERS
ARCHITECTS / FLORIDA LLC**
561 EAST HORATIO AVENUE - NAITLAND, FL 32751
(407) 339-9323 • (407) 339-8266 FAX
DALLAS - ORLANDO - NEWPORT - NEW ORLEANS
CERTIFICATE #AA 0003227



SHEET CONTENTS:
BUILDING TYPE IV
THIRD FLOOR PLAN
SHEET NO.

A-4.43

2013068

POD SUBMITTAL - 06-03-2015

Revisions:

#	DATE	COMMENTS
▲		
▲		
▲		
▲		

© 2013 by Humphreys & Partners Architects / Florida L.L.C. All Rights Reserved
 The architectural works depicted herein are the sole property of Humphreys & Partners Architects, L.P. and may not be constructed or used without its express written permission. No permission to modify or reproduce any of the architectural works, including without limitation the construction of any building, is expressed or should be implied from delivery of preliminary drawings or unsealed construction drawings. Permission to construct the building depicted in sealed construction drawings is expressly conditioned on the full and timely payment of all fees otherwise due Humphreys & Partners Architects, L.P. and, in the absence of any written agreement to the contrary, is limited to a one-time use on the site indicated on these plans.



2 BUILDING TYPE IV - RIGHT ELEVATION
 SCALE: 1/8" = 1'-0"



1 BUILDING TYPE IV - FRONT ELEVATION
 SCALE: 1/8" = 1'-0"

MATERIAL LEGEND

- METAL ROOF SHUTTERS
FRAMING:
SW 7048
URBANE BRONZE
- COLUMN TRIM, WINDOW
FASCIA, MAIN DOOR,
GARAGE DOOR
SW 9015
HERON FLUORE
- COMPOSITION SHINGLES
GAP TIMBERLINE HD
BARWOOD
- ACCENT BRICK
ACME BRICK
WILLAMSBURG
MORTAR
GREY
- ACCENT BRICK
ACME BRICK
GLAZIUM
MORTAR
GREY
- SIDING
SW 9015
VERSATILE GRAY

NOTE: ELEVATIONS MAY BE OPPOSITE
 HAND. SEE SITE PLAN FOR LOCATIONS.

BRISTOL AT WESTWOOD
 APARTMENTS
 RICHMOND, VA
 BRISTOL DEVELOPMENT GROUP

HUMPHREYS & PARTNERS
 ARCHITECTS / FLORIDA LLC
 561 EAST HORATIO AVENUE • MAITLAND, FL. 32751
 (407) 339 9323 • (407) 339 8266 FAX
 DALLAS • ORLANDO • NEWPORT • NEW ORLEANS
 CERTIFICATE #AA 0003227



SHEET CONTENTS:
 BUILDING TYPE IV
 ELEVATIONS

SHEET NO.

A-4.47

POD SUBMITTAL - 06-03-2015

Revisions:

#	DATE	COMMENTS
▲		
▲		
▲		
▲		

© 2013 by Humphreys & Partners Architects / Florida L.L.C. All Rights Reserved

The architectural works depicted herein are the sole property of Humphreys & Partners Architects, L.P. and may not be constructed or used without its express written permission. No permission to modify or reproduce any of the architectural works, including without limitation the construction of any building, is expressed or should be implied from delivery of preliminary drawings or unsealed construction drawings. Permission to construct the building depicted in sealed construction drawings is expressly conditioned on the full and timely payment of all fees otherwise due Humphreys & Partners Architects, L.P. and, in the absence of any written agreement to the contrary, is limited to a one-time use on the site indicated on these plans.



2 BUILDING TYPE IV - REAR ELEVATION
 SCALE: 1/8" = 1'-0"



1 BUILDING TYPE IV - LEFT ELEVATION
 SCALE: 1/8" = 1'-0"

	METAL ROOF SHUTTERS FINISH: SW 7048 UPSCALE BRONZE	
	COLUMN TRIM, WINDOW FASCIA, MAIN DOOR, GARAGE DOOR SW 9015 HERON PLUME	
	COMPOSITION SHINGLES GAP: TIMBERLINE HD BARKWOOD	
	ACCENT BRICK ACME BRICK WILLIAMSBURG MORTAR: GREY	ACCENT BRICK ACME BRICK GLORIUM MORTAR: GREY
	SIDING SW 9015 VERSATILE GRAY	

	ARCHITECTURAL SHINGLE
	METAL RAILING
	PREFABRICATED COLUMN
	CAST STONE
	BRICK VENEER
	METAL RAILING
	CEMENTITIOUS SIDING

NOTE: ELEVATIONS MAY BE OPPOSITE
 HAND. SEE SITE PLAN FOR LOCATIONS.

BRISTOL AT WESTWOOD
 APARTMENTS
 RICHMOND, VA
 BRISTOL DEVELOPMENT GROUP

HUMPHREYS & PARTNERS
 ARCHITECTS / FLORIDA LLC
 561 EAST HORATIO AVENUE • MAITLAND, FL. 32751
 (407) 339 9323 • (407) 339 8266 FAX
 DALLAS • ORLANDO • NEWPORT • NEW ORLEANS
 CERTIFICATE #AA 0003227



SHEET CONTENTS:
 BUILDING TYPE IV
 ELEVATIONS

SHEET NO.
 A-4.48

2013068

POD SUBMITTAL - 06-03-2015

Drawn By: HPA
 Checked By: MK
 Date Plotted: 2 June 2015
 Issue Dates:

Issue for Pricing / Bidding:
 Issue for Permit Application:
 Issue for Construction:

Revisions:		
#	DATE	COMMENTS

© 2013 by Humphreys & Partners Architects / Florida L.L.C. All Rights Reserved
 The architectural works depicted herein are the sole property of Humphreys & Partners Architects, L.P. and may not be constructed or used without its express written permission. No permission to modify or reproduce any of the architectural works, including without limitation the construction of any building, is expressed or should be implied from delivery of preliminary drawings or unsealed construction drawings. Permission to construct the building depicted in sealed construction drawings is expressly conditioned on the full and timely payment of all fees otherwise due Humphreys & Partners Architects, L.P. and, in the absence of any written agreement to the contrary, is limited to a one-time use on the site indicated on these plans.

BRISTOL AT WESTWOOD APARTMENTS
 RICHMOND, VA
BRISTOL DEVELOPMENT GROUP

HUMPHREYS & PARTNERS ARCHITECTS / FLORIDA LLC
 561 EAST HORATIO AVENUE • NAITLAND, FL 32751
 (407) 339 9323 • (407) 339 8266 FAX
 DALLAS • ORLANDO • NEWPORT • NEW ORLEANS
 CERTIFICATE #AA 000327



SHEET CONTENTS:
 BUILDING TYPE V
 PLANS & ELEVATIONS
 SHEET NO.

A-4.51

2013068

POD SUBMITTAL - 06-03-2015

LEGEND:

- ⊕ CENTER LINE
- ◊ WALL TYPES
- ⊕ FLOOR ELEVATION
- ⊕ FE FIRE EXTINGUISHER - PROVIDE A 2A:10B:C AT EACH GARAGE AND STORAGE ROOM OR LOCATE PER AUTHORITY HAVING JURISDICTION
- ⊕ CONDENSER UNIT
- ⊕ 1 HOUR RATED WALLS

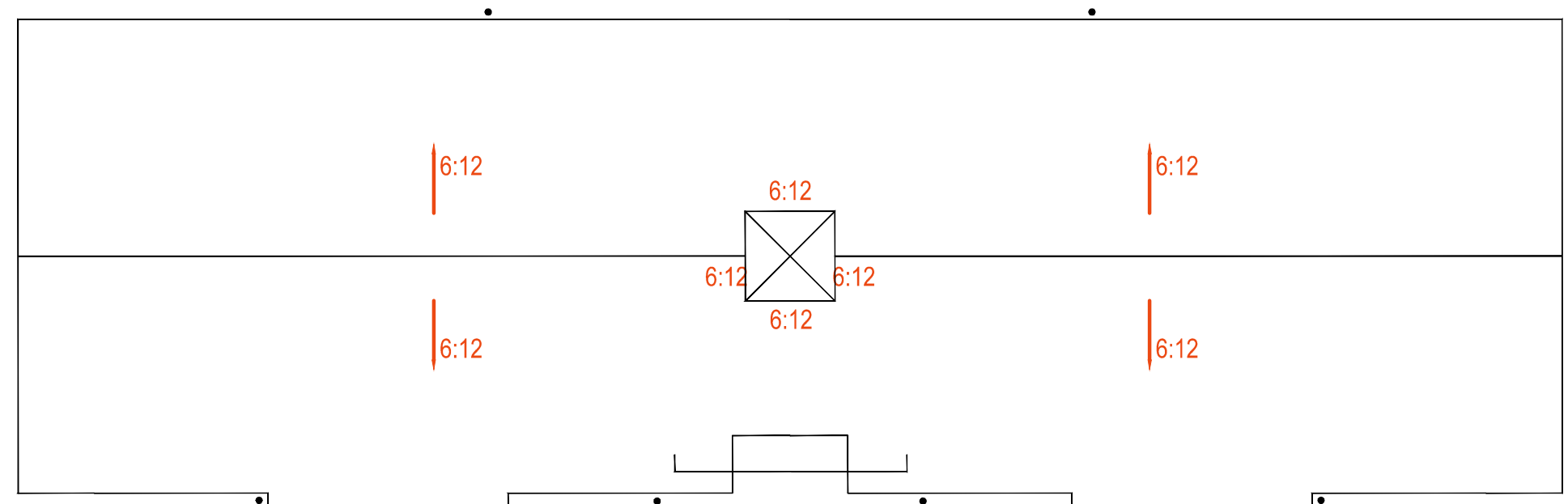
GENERAL NOTES:

- REFER TO SHEET A-3.00 FOR DOOR SCHEDULE.
- REFER TO SHEET A-3.01 FOR WINDOW SCHEDULE. WINDOW TYPES TO BE COORDINATED WITH ELEVATION.
- REFER TO MEP FOR SMOKE, CO2 DETECTORS AND FIRE DETECTION
- REFER TO SHEET A-103 FOR WALL TYPES.

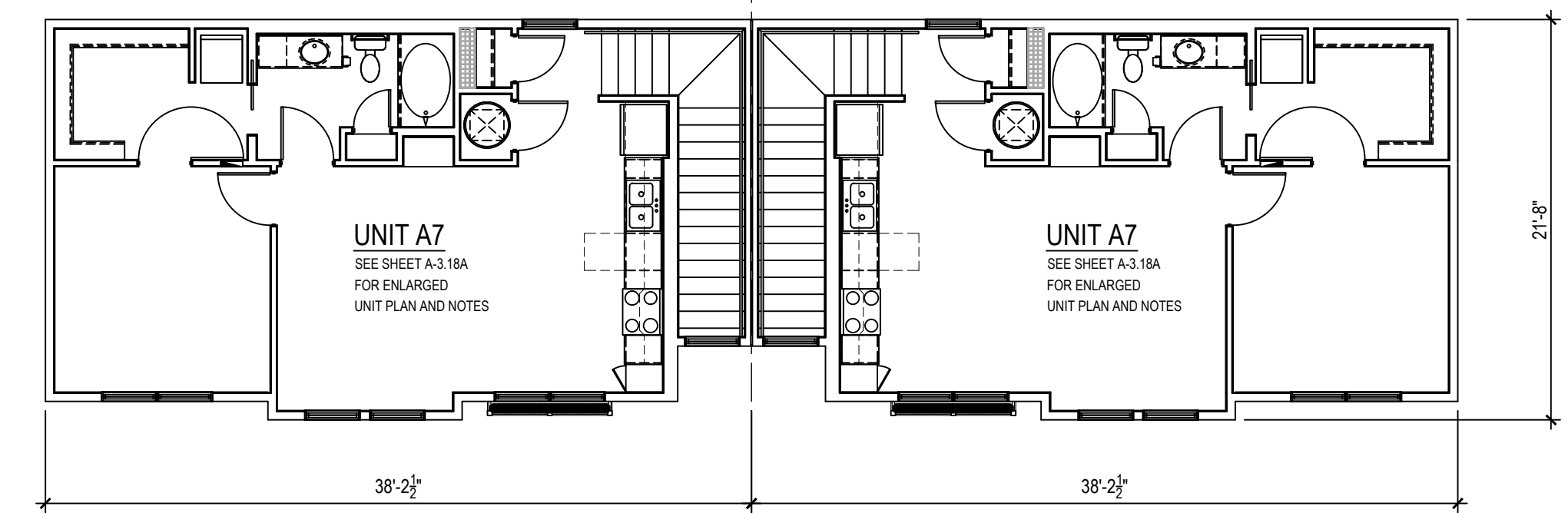
LEGEND:

- ▬ RIDGE VENT (NET FREE AIR FLOW: 18 SQ. IN.)
- ▬ VINYL SOFFIT VENT (NET FREE AIR FLOW: 9 SQ. IN.)
- ⊕ ATTIC ACCESS (ATTIC ACCESS DOOR TO BE 1-HR. RATED DOOR)
- ▬ 5" GUTTER (K-STYLE)
- ⊕ DOWNSPOUTS (DS)
- ▬ DRAFTSTOP
- ⊕ 14-1/2"X14-1/2" GRAVITY VENT (NET FREE AIR FLOW: 150 SQ. IN.)
- ▬ GRACE ICE AND WATER SHIELD(SELF-ADHERED) OR EQUAL

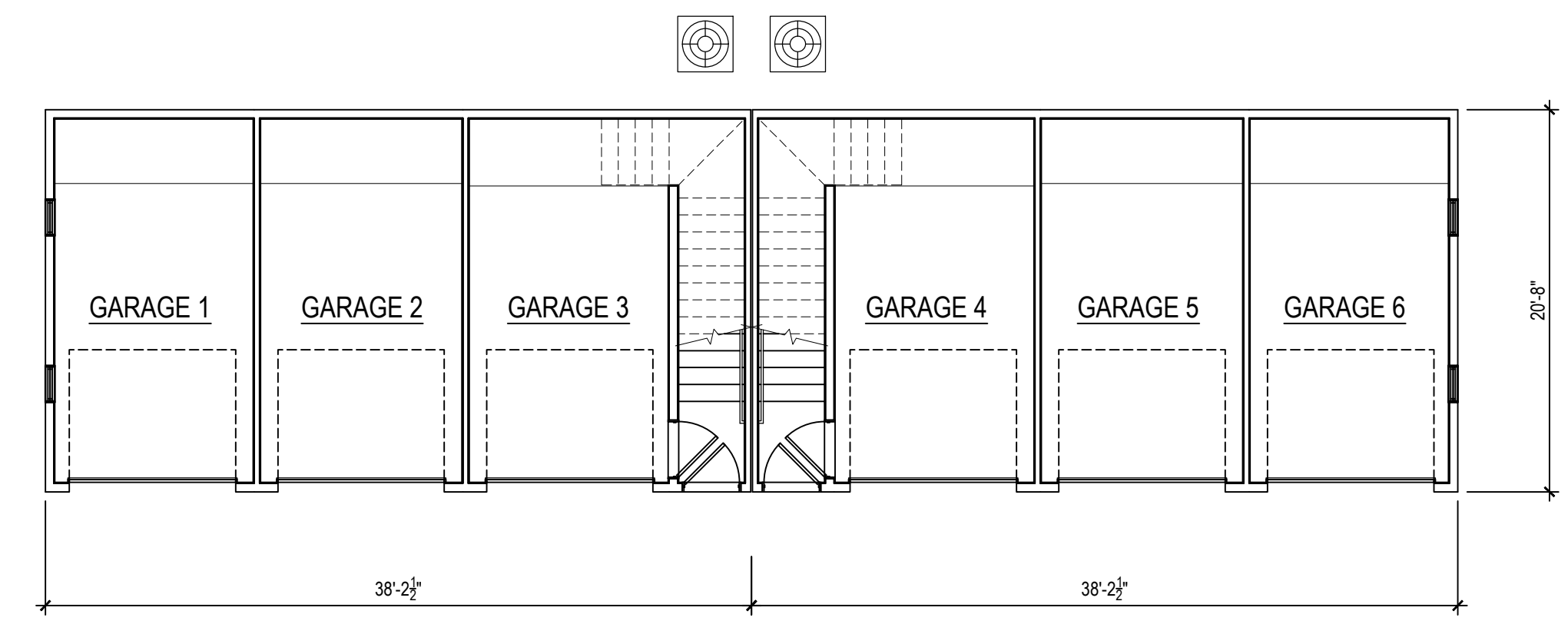
NOTES: ALL SHEET METAL AT ROOFS SHALL BE A MINIMUM OF 26 GAUGE.



3 BUILDING TYPE V - ROOF PLAN
 SCALE: 1/8" = 1'-0"



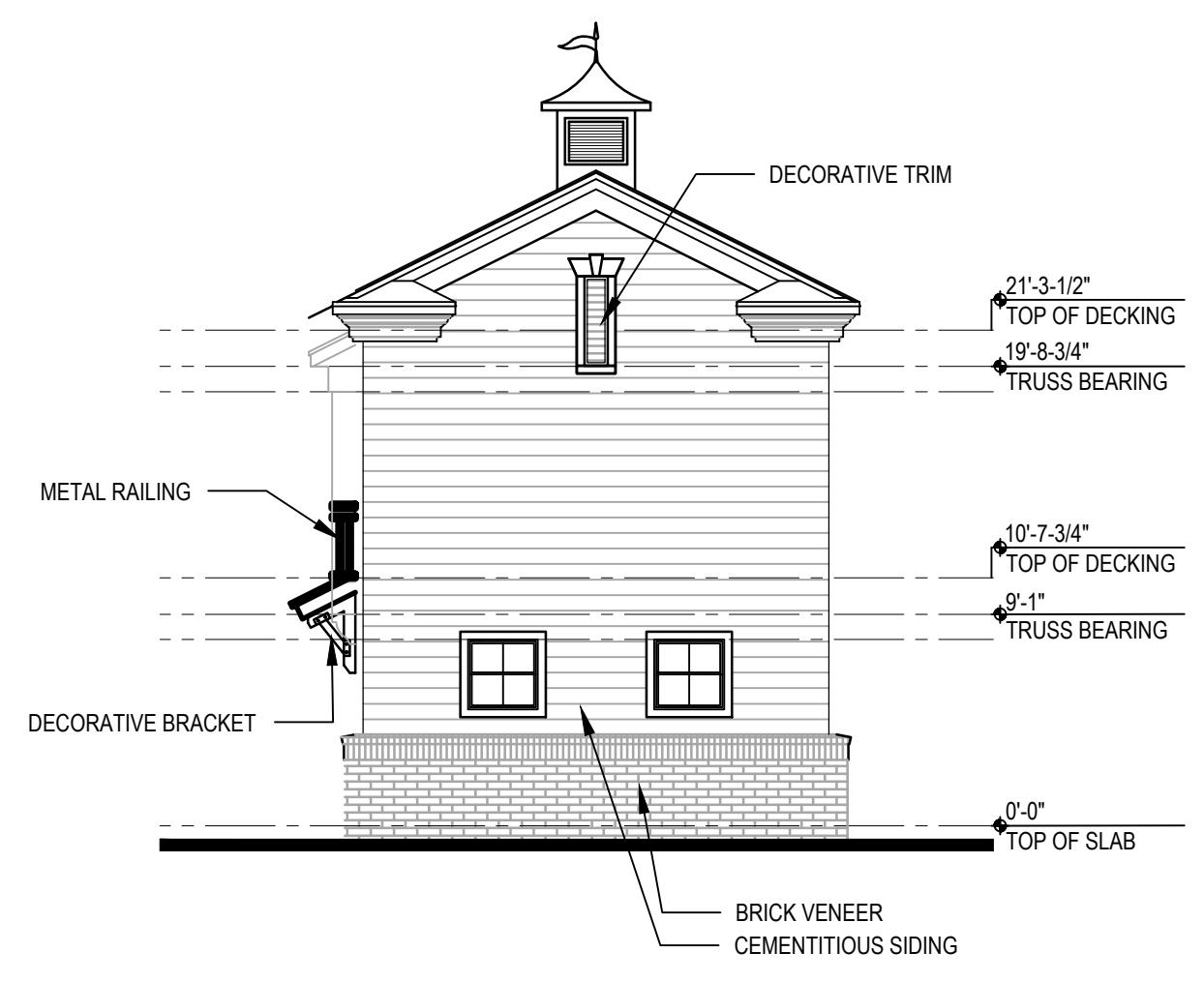
2 BUILDING TYPE V - SECOND FLOOR PLAN
 SCALE: 1/8" = 1'-0"



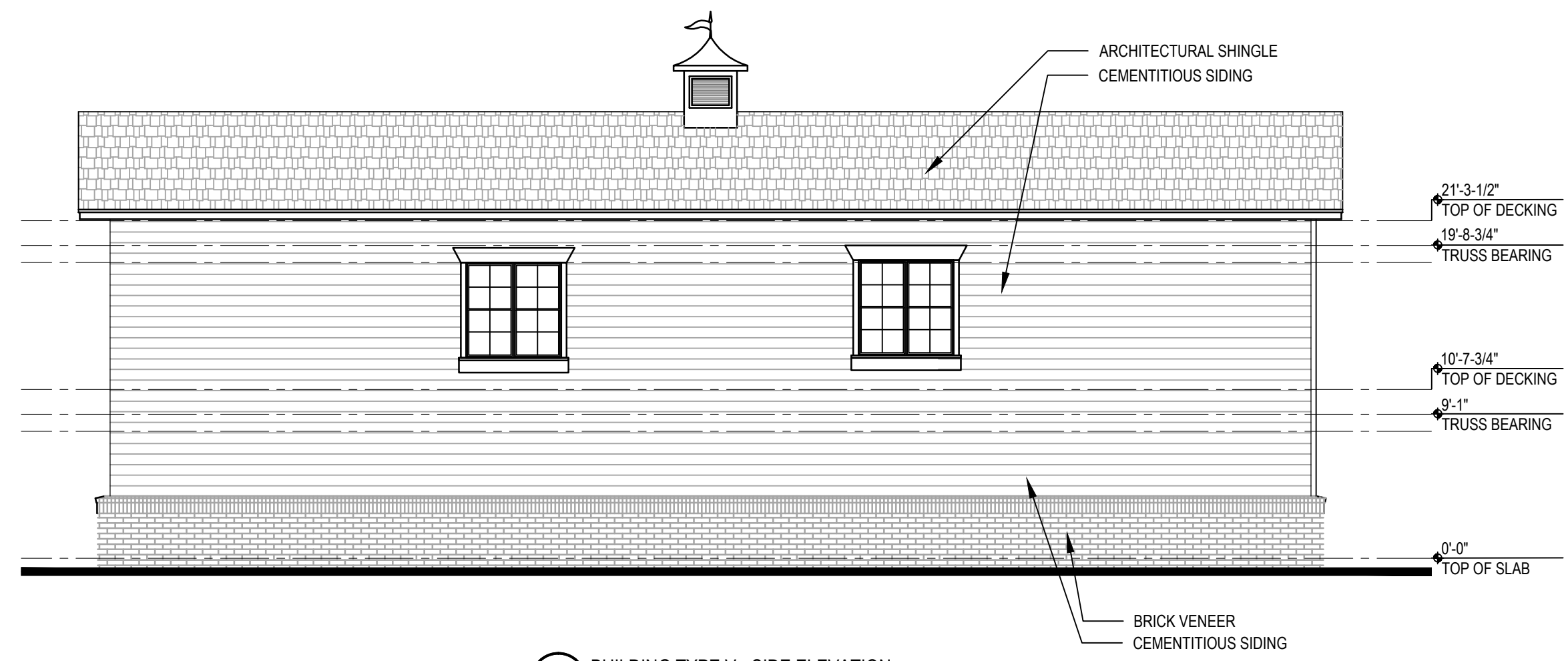
1 BUILDING TYPE V - FIRST FLOOR PLAN
 SCALE: 1/8" = 1'-0"

NOTE: REFER TO STRUCTURAL DRAWINGS FOR SHEARWALL & BEARING WALL INFORMATION & LOCATIONS.

NOTE: UNITS MAY BE OPPOSITE HAND. SEE BUILDING PLANS FOR LOCATIONS. SEE ELEVATIONS FOR LOCATION OF EXTERIOR FINISHES.



6 BUILDING TYPE V - REAR ELEVATION
 SCALE: 1/8" = 1'-0"



5 BUILDING TYPE V - SIDE ELEVATION
 SCALE: 1/8" = 1'-0"



4 BUILDING TYPE V - FRONT ELEVATION
 SCALE: 1/8" = 1'-0"

Revisions:		
#	DATE	COMMENTS

© 2013 by Humphreys & Partners Architects / Florida L.L.C. All Rights Reserved

The architectural works depicted herein are the sole property of Humphreys & Partners Architects, L.P. and may not be constructed or used without its express written permission. No permission to modify or reproduce any of the architectural works, including without limitation the construction of any building, is expressed or should be implied from delivery of preliminary drawings or unsealed construction drawings. Permission to construct the building depicted in sealed construction drawings is expressly conditioned on the full and timely payment of all fees otherwise due Humphreys & Partners Architects, L.P. and, in the absence of any written agreement to the contrary, is limited to a one-time use on the site indicated on these plans.

BRISTOL AT WESTWOOD APARTMENTS
 RICHMOND, VA
BRISTOL DEVELOPMENT GROUP

HUMPHREYS & PARTNERS ARCHITECTS / FLORIDA LLC
 561 EAST HORATIO AVENUE, • WATLAND, FL. 32751
 (407) 339-9223 • (407) 339-8266 FAX
 DALLAS - ORLANDO - NEWPORT - NEW ORLEANS
 CERTIFICATE #AA 0003227



SHEET CONTENTS:
 BUILDING TYPE VI
 PLANS & ELEVATIONS
 SHEET NO.

A-4.61

2013068

POD SUBMITTAL - 06-03-2015

LEGEND

- RIDGE VENT (NET FREE AIR FLOW: 18 SQ. IN.)
- VINYL SOFFIT VENT (NET FREE AIR FLOW: 9 SQ. IN.)
- ATTIC ACCESS (ATTIC ACCESS DOOR TO BE 1-HR. RATED DOOR)
- 5" GUTTER (K-STYLE)
- DOWNSPOUTS (DS)
- DRAFTSTOP
- 14-1/2"X14-1/2" GRAVITY VENT (NET FREE AIR FLOW: 150 SQ. IN.)
- GRACE ICE AND WATER SHIELD(SELF-ADHERED) OR EQUAL

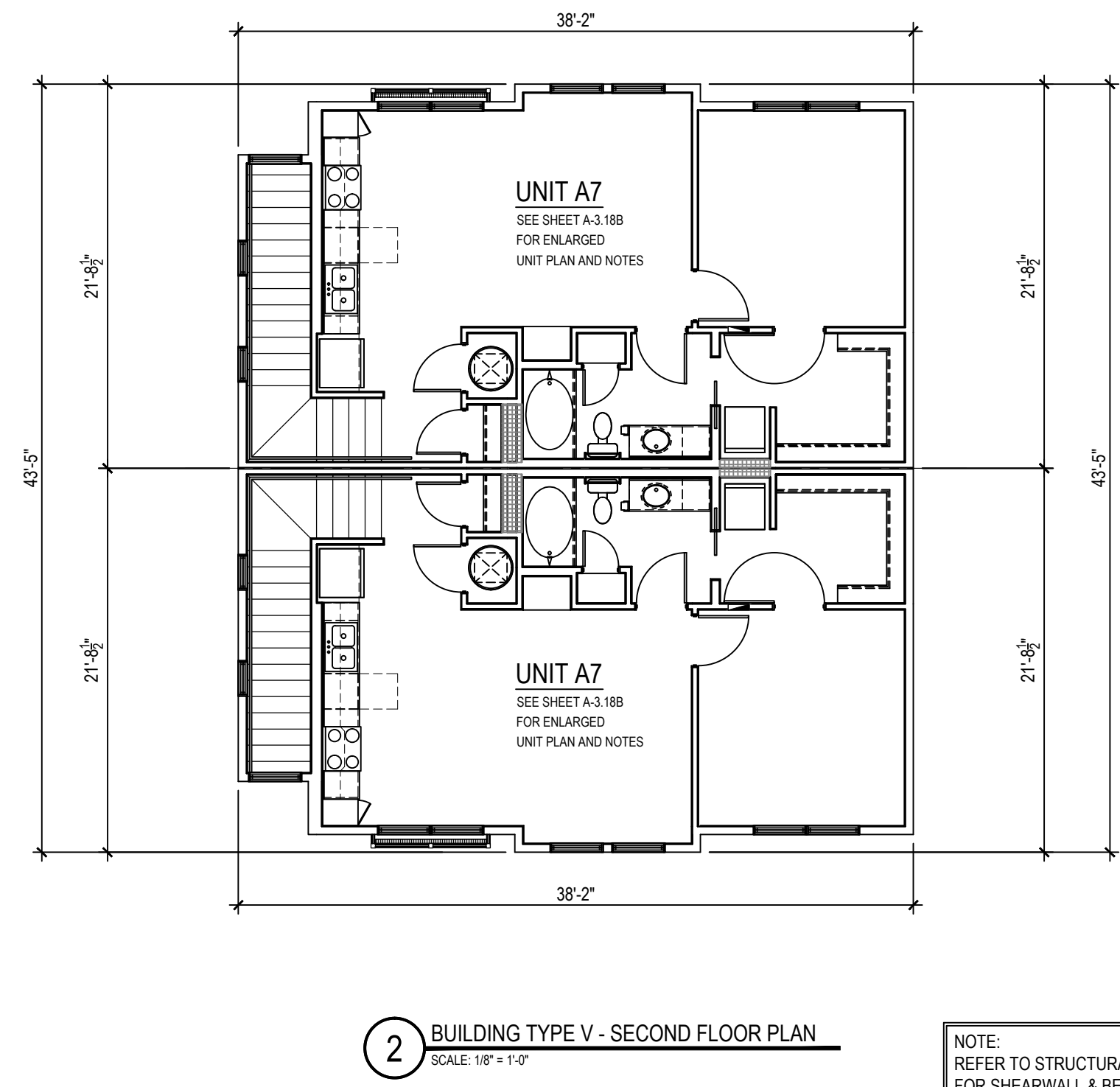
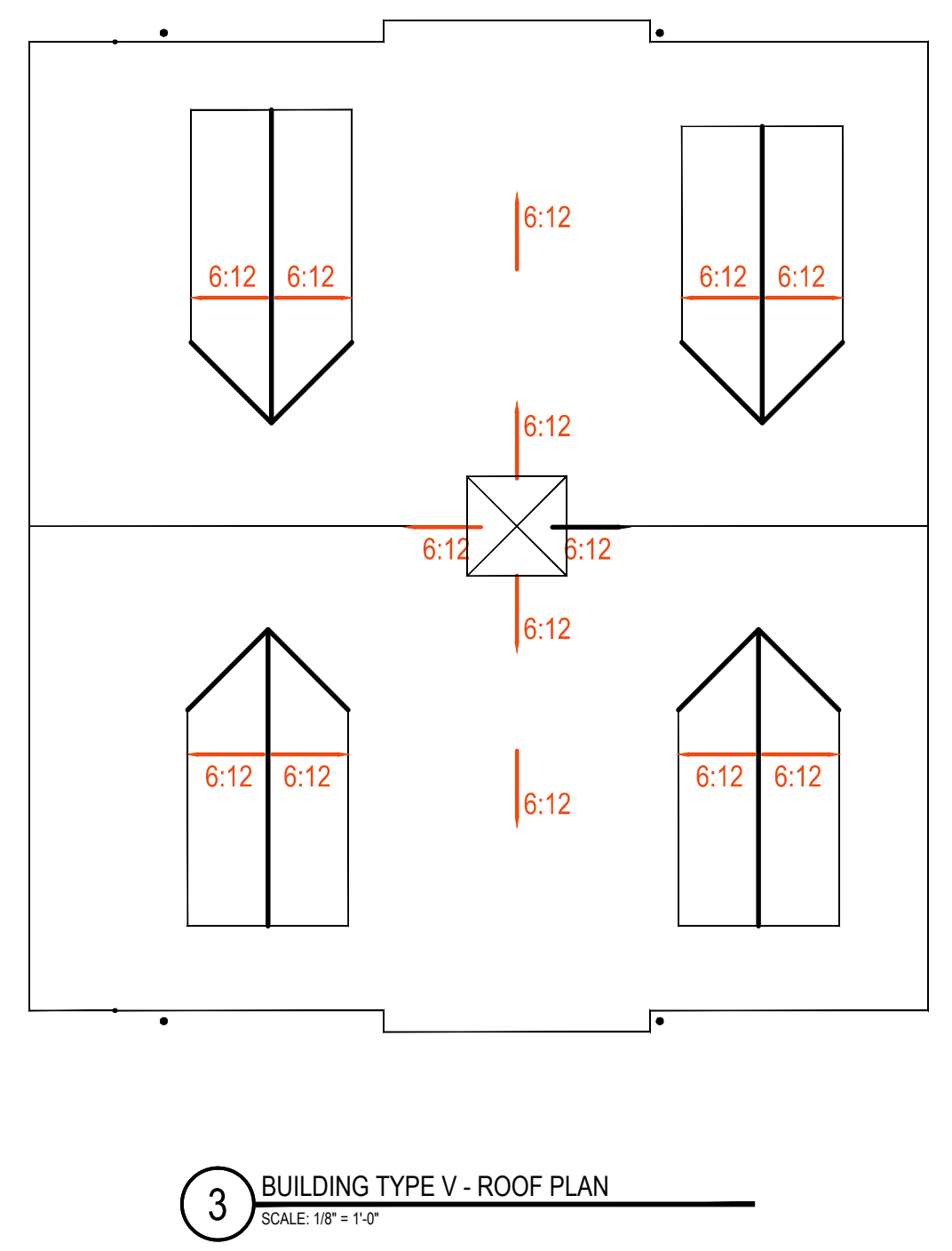
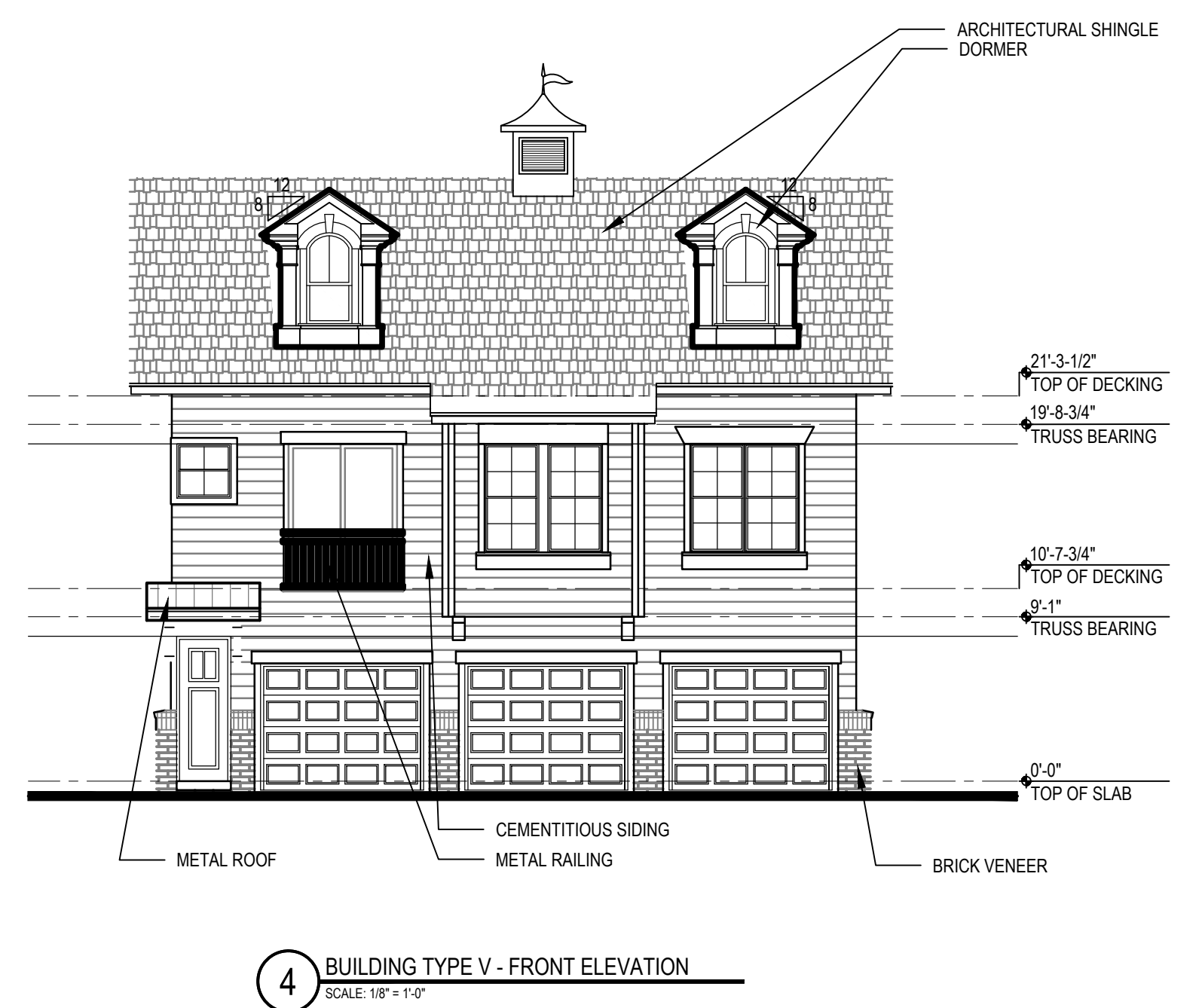
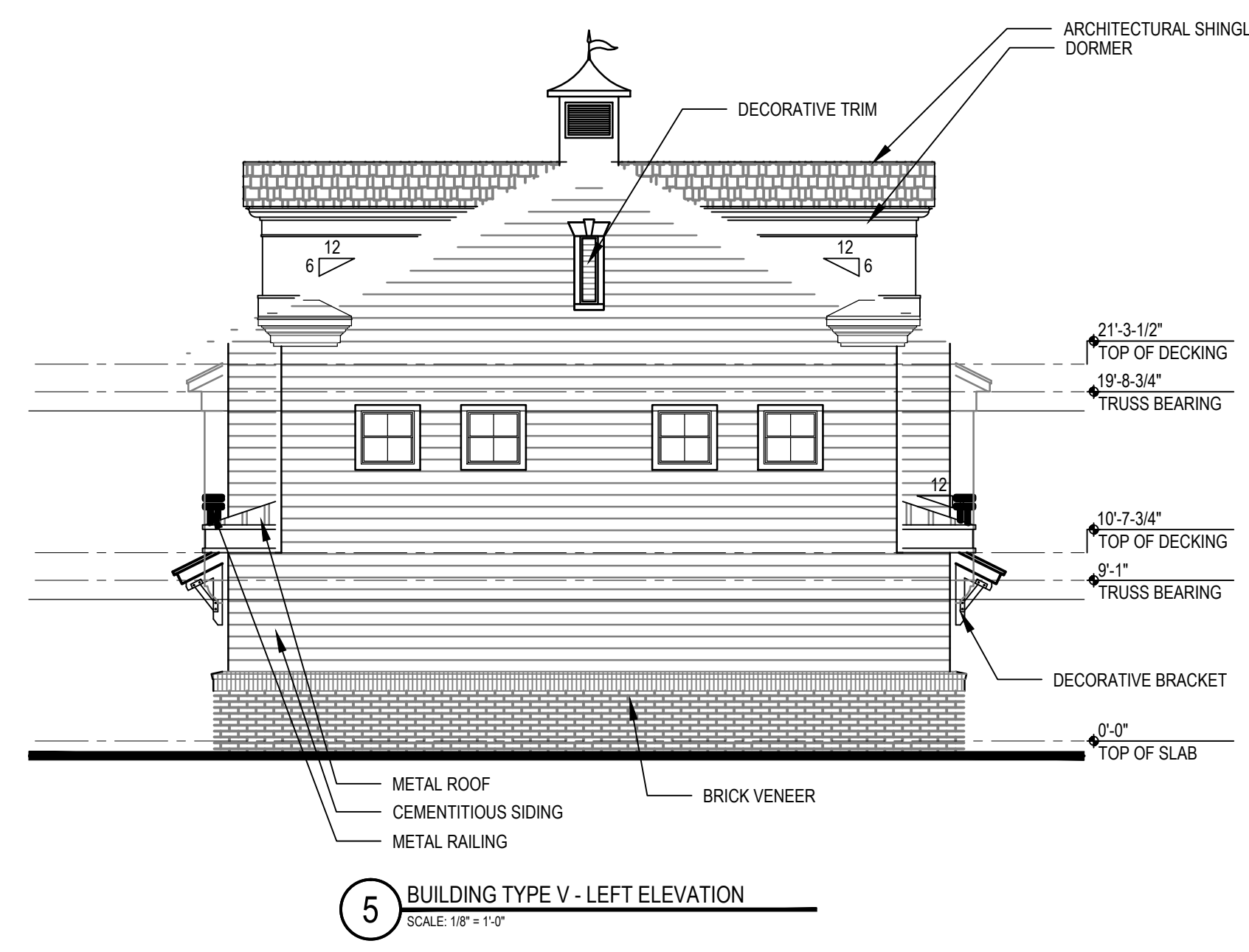
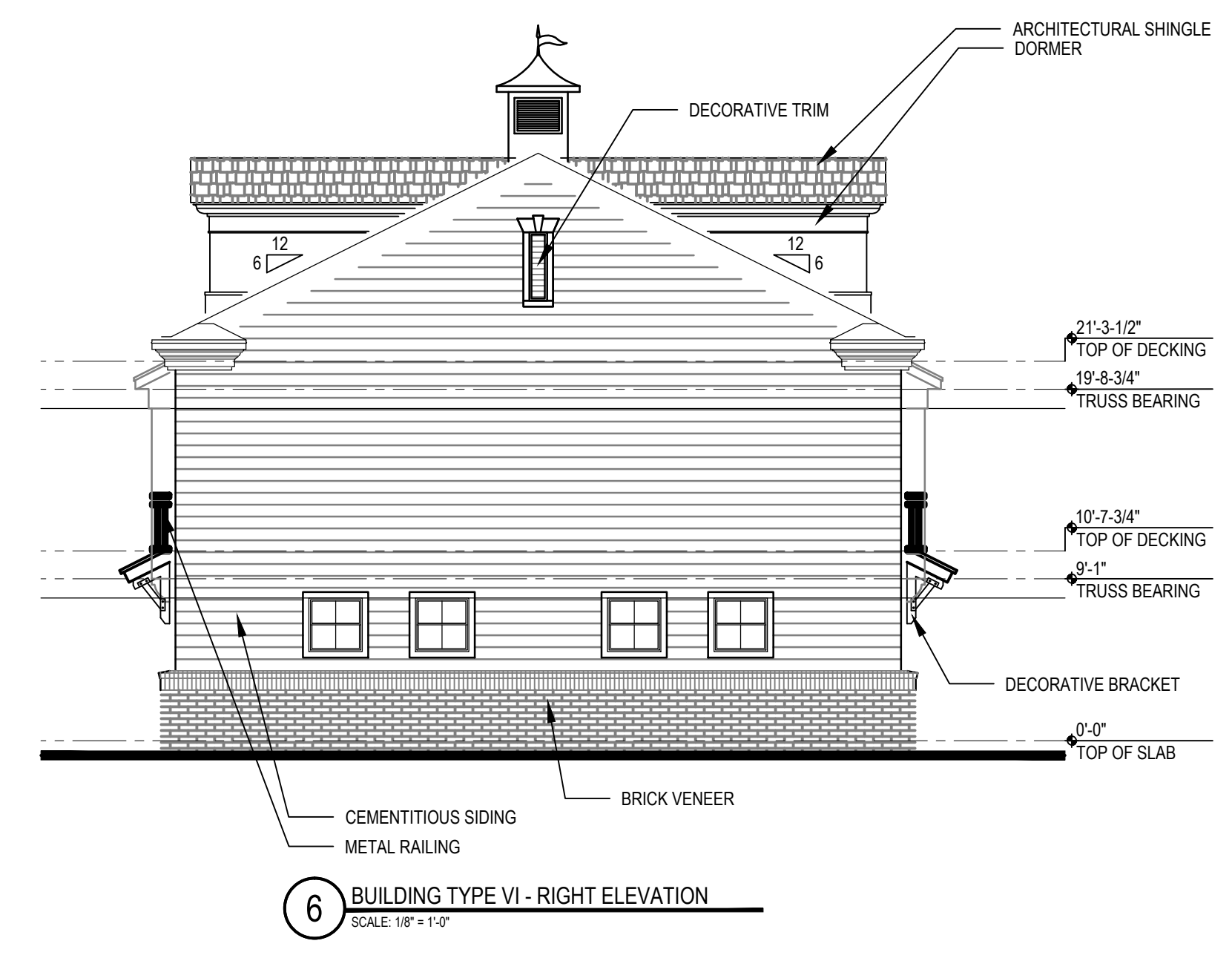
NOTES: ALL SHEET METAL AT ROOFS SHALL BE A MINIMUM OF 26 GAUGE.

GENERAL NOTES:

- REFER TO SHEET A-3.00 FOR DOOR SCHEDULE.
- REFER TO SHEET A-3.01 FOR WINDOW SCHEDULE.
- REFER TO MEP FOR SMOKE, CO2 DETECTORS AND FIRE DETECTION.
- REFER TO SHEET A-103 FOR WALL TYPES.

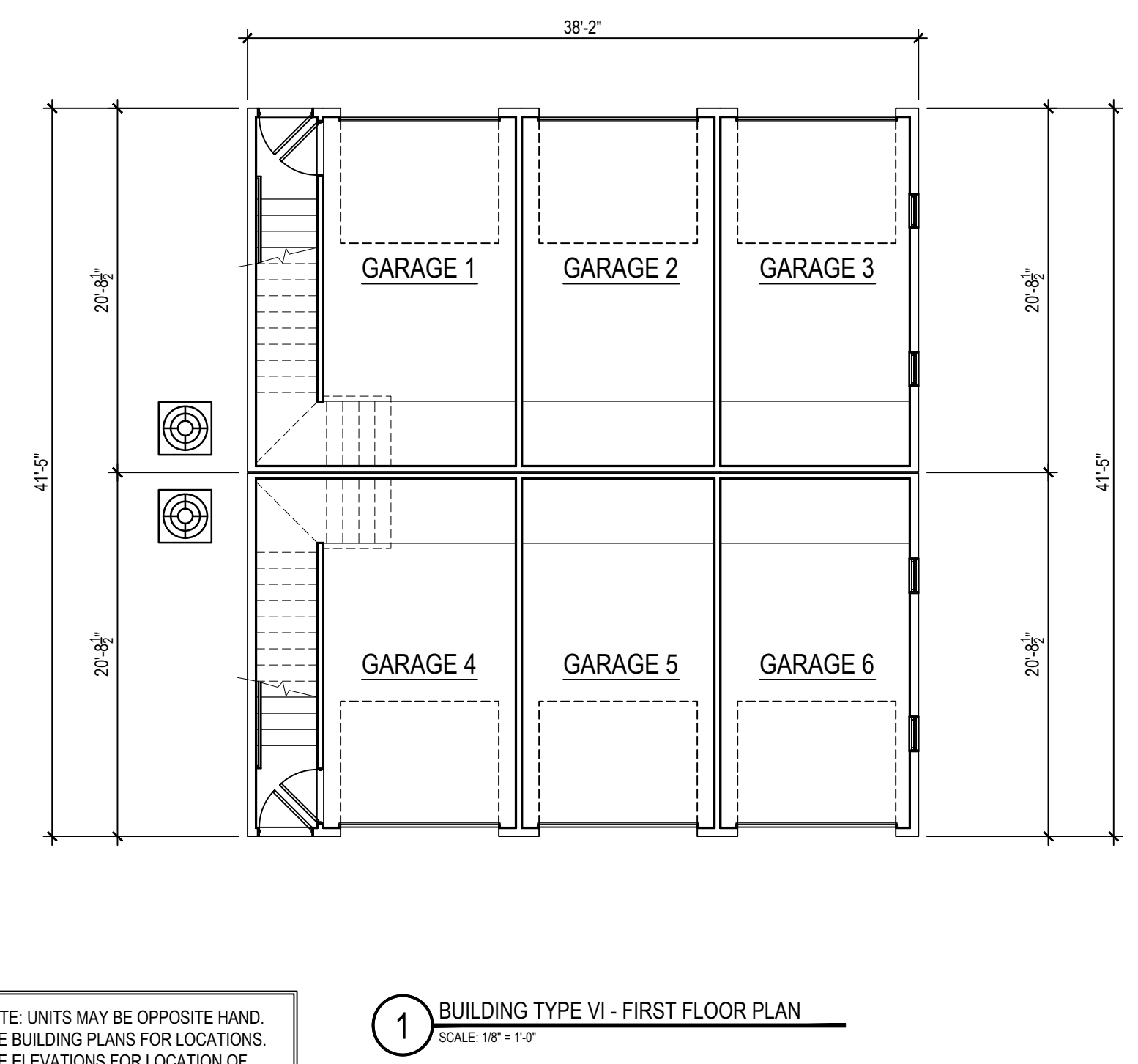
LEGEND:

- CENTER LINE
- WALL TYPES
- FLOOR ELEVATION
- FIRE EXTINGUISHER - PROVIDE A 2A:10B:C AT EACH GARAGE AND STORAGE ROOM OR LOCATE PER AUTHORITY HAVING JURISDICTION
- CONDENSER UNIT
- 1 HOUR RATED WALLS



NOTE: REFER TO STRUCTURAL DRAWINGS FOR SHEARWALL & BEARING WALL INFORMATION & LOCATIONS.

NOTE: UNITS MAY BE OPPOSITE HAND. SEE BUILDING PLANS FOR LOCATIONS. SEE ELEVATIONS FOR LOCATION OF EXTERIOR FINISHES.



Drawn By: HPA
 Checked By: MK
 Date Plotted: 2 June 2015
 Issue Dates:

Issue for Pricing / Bidding:
 Issue for Permit Application:
 Issue for Construction:

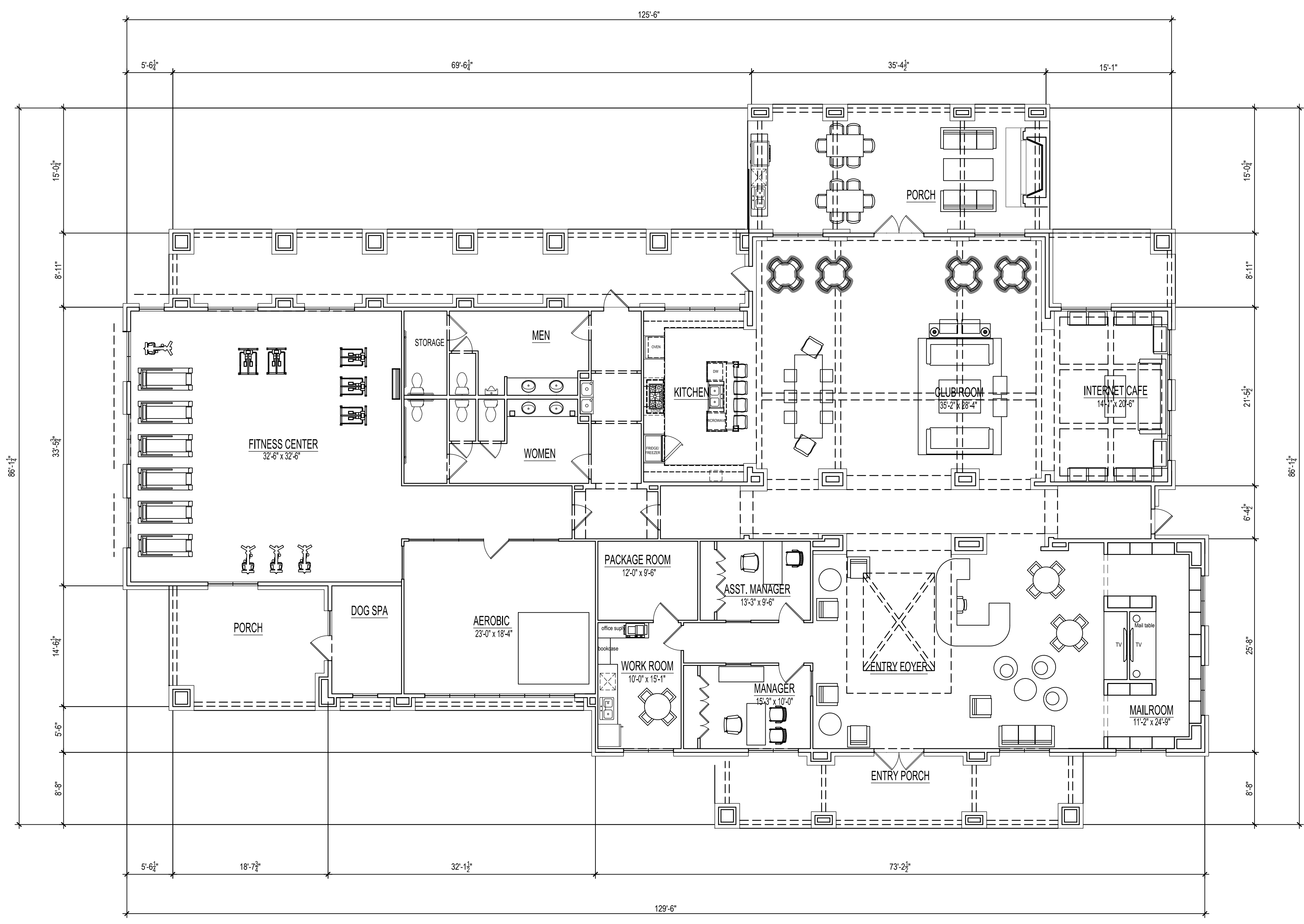
Revisions:		
#	DATE	COMMENTS

© 2013 by Humphreys & Partners Architects / Florida L.L.C. All Rights Reserved
 The architectural works depicted herein are the sole property of Humphreys & Partners Architects, L.P. and may not be constructed or used without its express written permission. No permission to modify or reproduce any of the architectural works, including without limitation the construction of any building, is expressed or should be implied from delivery of preliminary drawings or unsealed construction drawings. Permission to construct the building depicted in sealed construction drawings is expressly conditioned on the full and timely payment of all fees otherwise due Humphreys & Partners Architects, L.P. and, in the absence of any written agreement to the contrary, is limited to a one-time use on the site indicated on these plans.

- GENERAL NOTES:**
- REFER TO SHEET A-3.00 FOR DOOR SCHEDULE
 - REFER TO SHEET A-3.01 FOR WINDOW SCHEDULE. WINDOW TYPES TO BE COORDINATED WITH ELEVATION.
 - REFER TO MEP FOR SMOKE, CO2 DETECTORS AND FIRE DETECTION
 - REFER TO SHEET A-103 FOR WALL TYPES.

LEGEND:

- CENTER LINE
- WALL TYPES
- FLOOR ELEVATION
- FIRE EXTINGUISHER - PROVIDE A 2A:10B:C AT EACH GARAGE AND STORAGE ROOM OR LOCATE PER AUTHORITY HAVING JURISDICTION
- CONDENSER UNIT
- 1 HOUR RATED WALLS



1 CLUBHOUSE REFERENCE PLAN
 SCALE: 1/8" = 1'-0"

NOTE:
 REFER TO STRUCTURAL DRAWINGS
 FOR SHEARWALL & BEARING WALL
 INFORMATION & LOCATIONS.

BRISTOL AT WESTWOOD
 APARTMENTS
 RICHMOND, VA
 BRISTOL DEVELOPMENT GROUP

HUMPHREYS & PARTNERS
 ARCHITECTS / FLORIDA LLC
 561 EAST HORATIO AVENUE • NAITLAND, FL 32751
 (407) 339-9323 • (407) 339-8266 FAX
 DALLAS • ORLANDO • NEWPORT • NEW ORLEANS
 CERTIFICATE #AA 0003227



SHEET CONTENTS:
 CLUBHOUSE
 REFERENCE PLAN
 SHEET NO.

A-8.01

2013068

POD SUBMITTAL - 06-03-2015

Drawn By: HPA
 Checked By: MK
 Date Plotted: 2 June 2015
 Issue Date:

Issue for Pricing / Bidding:
 Issue for Permit Application:
 Issue for Construction:

Revisions:		
#	DATE	COMMENTS

© 2013 by Humphreys & Partners Architects / Florida L.L.C. All Rights Reserved
 The architectural works depicted herein are the sole property of Humphreys & Partners Architects, L.P. and may not be constructed or used without its express written permission. No permission to modify or reproduce any of the architectural works, including without limitation the construction of any building, is expressed or should be implied from delivery of preliminary drawings or unsealed construction drawings. Permission to construct the building depicted in sealed construction drawings is expressly conditioned on the full and timely payment of all fees otherwise due Humphreys & Partners Architects, L.P. and, in the absence of any written agreement to the contrary, is limited to a one-time use on the site indicated on these plans.

- GENERAL NOTES:**
- REFER TO SHEET A-3.00 FOR DOOR SCHEDULE
 - REFER TO SHEET A-3.01 FOR WINDOW SCHEDULE. WINDOW TYPES TO BE COORDINATED WITH ELEVATION.
 - REFER TO MEP FOR SMOKE, CO2 DETECTORS AND FIRE DETECTION
 - REFER TO SHEET A-103 FOR WALL TYPES.

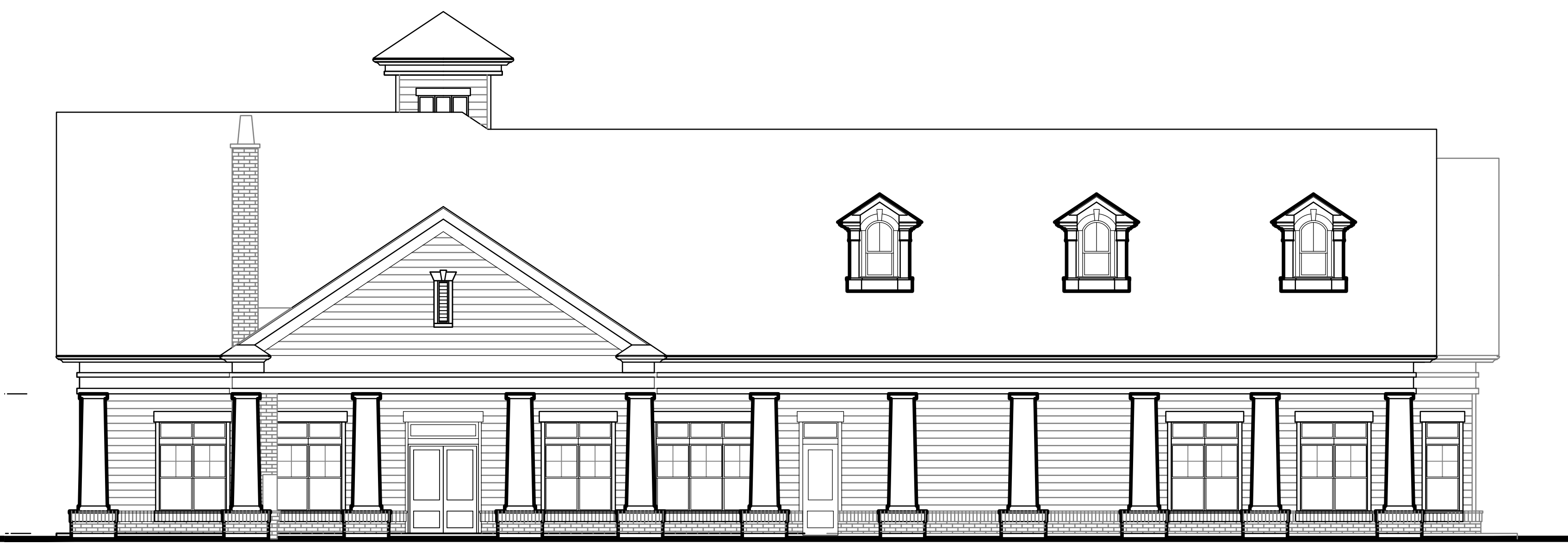
LEGEND:

- CENTER LINE
- WALL TYPES
- FLOOR ELEVATION
- FIRE EXTINGUISHER - PROVIDE A 2A:10B:C AT EACH GARAGE AND STORAGE ROOM OR LOCATE PER AUTHORITY HAVING JURISDICTION
- CONDENSER UNIT
- 1 HOUR RATED WALLS

- METAL ROOF SHUTTERS
RAILING,
OR 7148
URBANE BRONZE
- COLUMN TRIM, WINDOW
FASCIA, MAIN DOOR,
GARAGE DOOR
OR 6070
HERON PLUME
- COMPOSITION SHINGLES
GAF TIMBERLINE HD
BARBWOOD
- ACCENT BRICK
ACME BRICK
WILLIAMSBURG
MORTAR
GREY
- ACCENT BRICK
ACME BRICK
DORROW
MORTAR
GREY
- SING
OR 6072
VERBATLE GRAY



4 CLUBHOUSE/LEASING CENTER LEFT SIDE ELEVATION
1/8" = 1'-0"



3 CLUBHOUSE/LEASING CENTER REAR ELEVATION
1/8" = 1'-0"



2 CLUBHOUSE/LEASING CENTER RIGHT SIDE ELEVATION
1/8" = 1'-0"



1 CLUBHOUSE/LEASING CENTER FRONT ELEVATION
1/8" = 1'-0"

BRISTOL AT WESTWOOD
 APARTMENTS
 RICHMOND, VA
 BRISTOL DEVELOPMENT GROUP

HUMPHREYS & PARTNERS
 ARCHITECTS / FLORIDA LLC
 561 EAST HORATIO AVENUE • NAITLAND, FL 32751
 (407) 339 9323 • (407) 339 8266 FAX
 DALLAS • ORLANDO • NEWPORT • NEW ORLEANS
 CERTIFICATE #AA 000327



SHEET CONTENTS:
 CLUBHOUSE
 ELEVATIONS
 SHEET NO.

A-8.04

2013068

POD SUBMITTAL - 06-03-2015

F:\2013 Projects\2013068 BRISTOL Richmond Summary Drawings\2013068A04.dwg